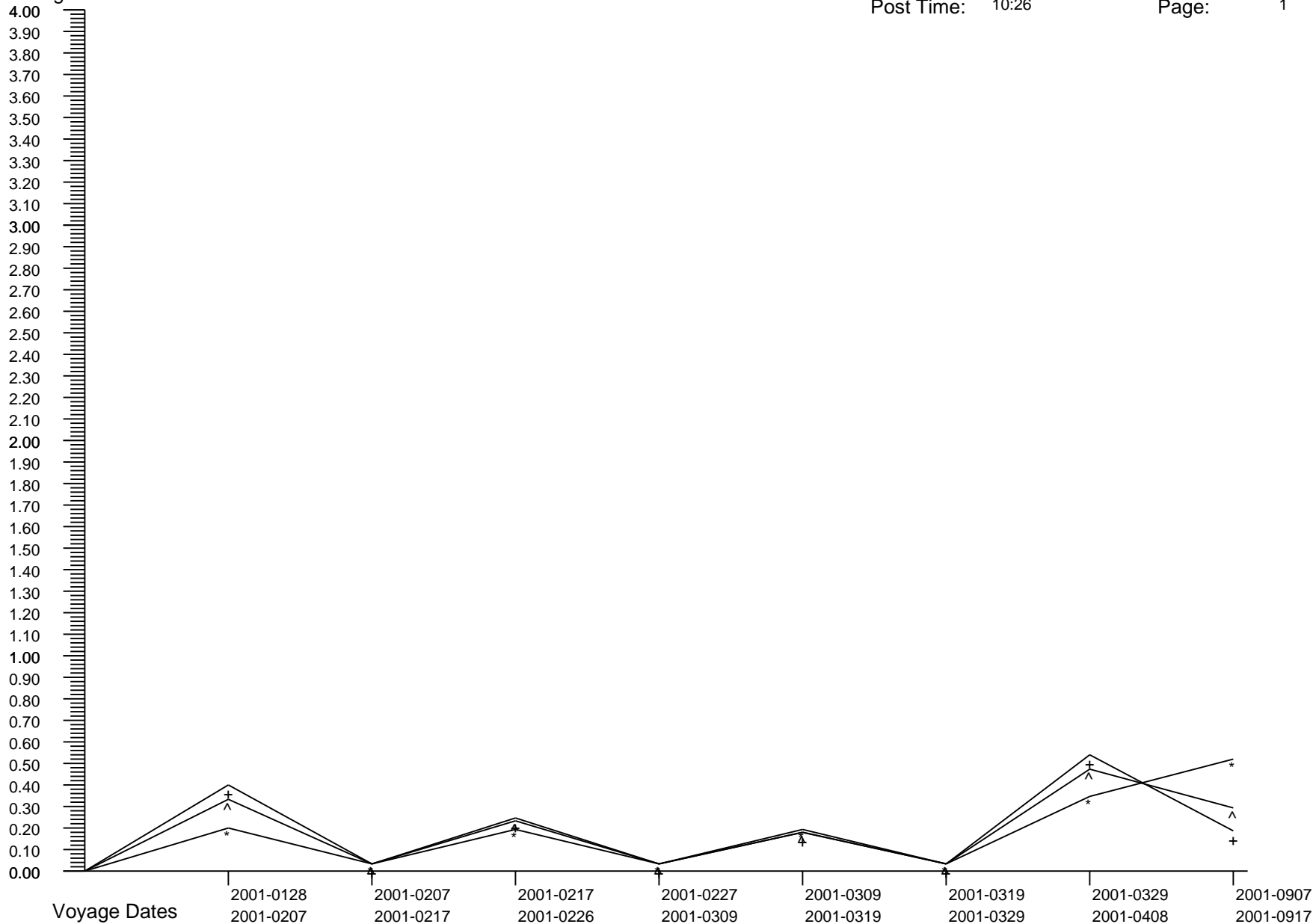


# Voyage GI Percentage Summary Graph

Amsterdam  
 Post Date: 2009-0603  
 Post Time: 10:26

Print Date: 2009-0610  
 Print Time: 19:23  
 Page: 1

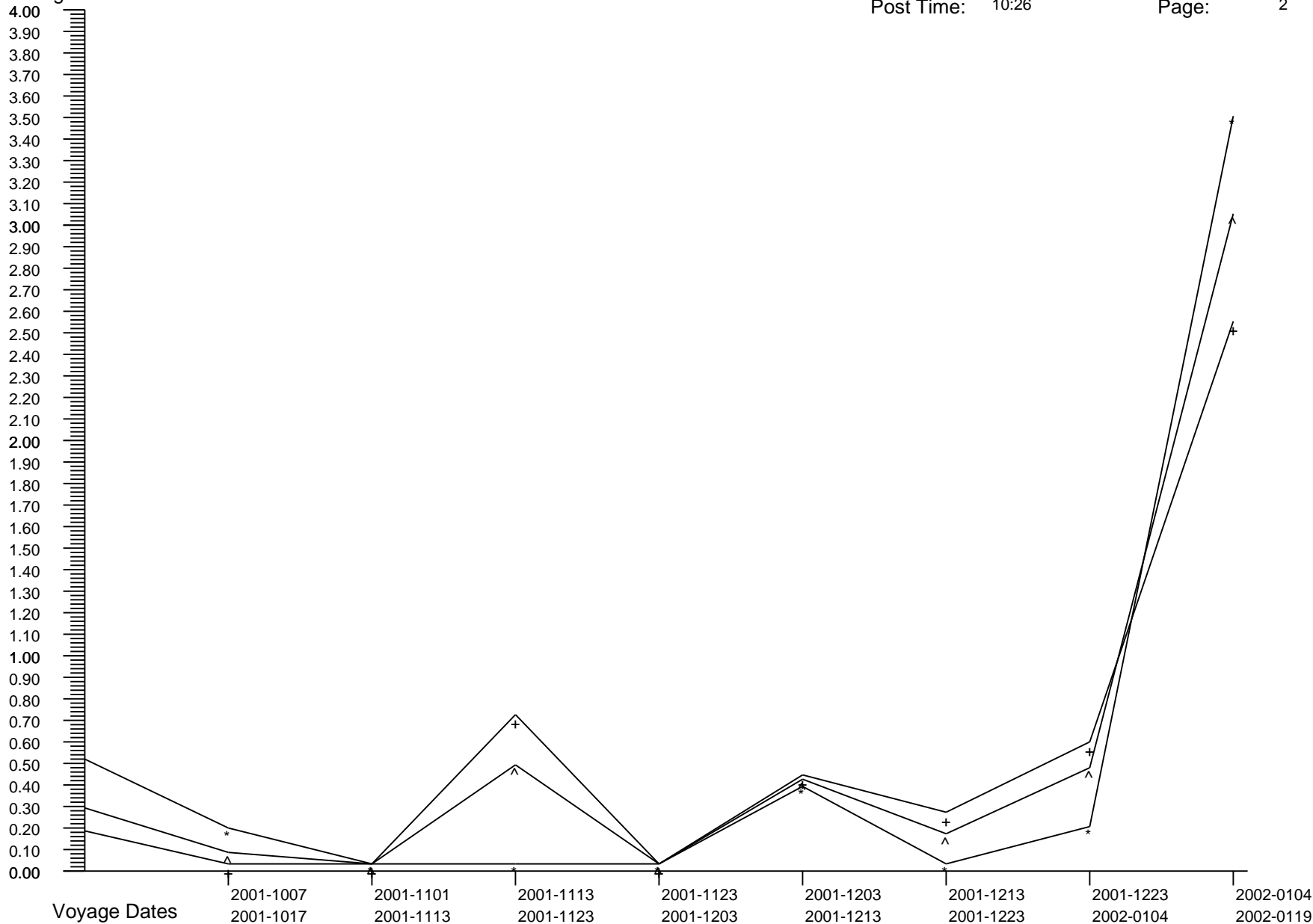
Percentages



Crew Percent:	* =	0.1639	* =	0.0000	* =	0.1616	* =	0.0000	* =	0.1610	* =	0.0000	* =	0.3125	* =	0.4894
Pass Percent:	+ =	0.3655	+ =	0.0000	+ =	0.2161	+ =	0.0000	+ =	0.1445	+ =	0.0000	+ =	0.5059	+ =	0.1515
Comb Percent:	^ =	0.3033	^ =	0.0000	^ =	0.1993	^ =	0.0000	^ =	0.1496	^ =	0.0000	^ =	0.4381	^ =	0.2587

# Voyage GI Percentage Summary Graph


Percentages



Crew Percent:	* =	0.1650	* =	0.0000	* =	0.0000	* =	0.0000	* =	0.3584	* =	0.0000	* =	0.1764	* =	3.4749
Pass Percent:	+ =	0.0000	+ =	0.0000	+ =	0.6908	+ =	0.0000	+ =	0.4154	+ =	0.2378	+ =	0.5682	+ =	2.5210
Comb Percent:	^ =	0.0564	^ =	0.0000	^ =	0.4622	^ =	0.0000	^ =	0.3945	^ =	0.1422	^ =	0.4447	^ =	3.0181

# Voyage GI Percentage Summary Graph

Percentages



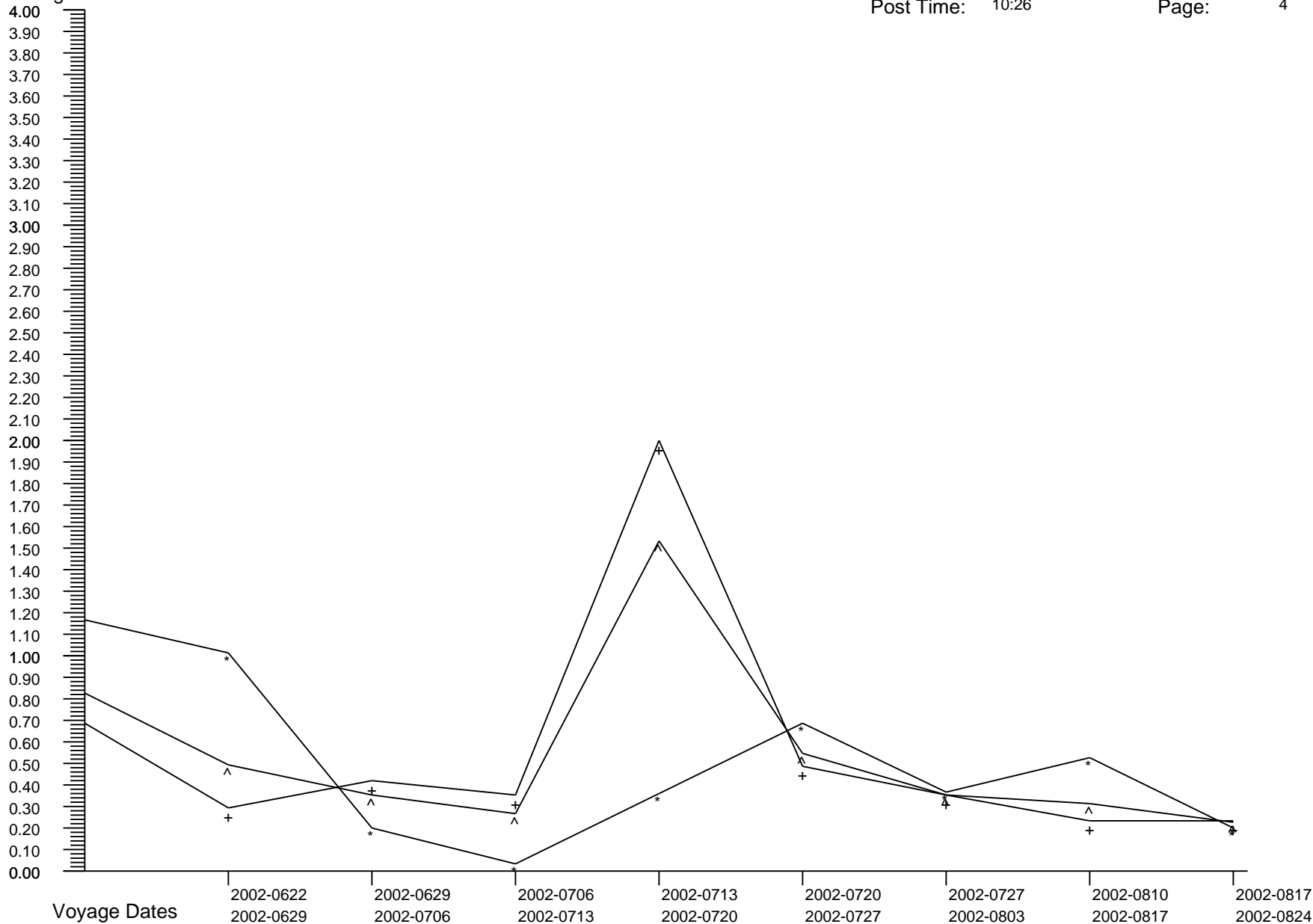
Voyage Dates

2002-0119	2002-0208	2002-0430	2002-0518	2002-0525	2002-0601	2002-0608	2002-0615	2002-0615
2002-0208	2002-0428	2002-0518	2002-0525	2002-0601	2002-0608	2002-0615	2002-0615	2002-0622

Crew Percent:	* =	0.3490	* =	0.1931	* =	0.1681	* =	0.0000	* =	0.0000	* =	0.3295	* =	0.0000	* =	1.1345
Pass Percent:	+ =	0.4552	+ =	0.1825	+ =	0.3994	+ =	0.0716	+ =	0.0000	+ =	0.2012	+ =	1.2228	+ =	0.6566
Comb Percent:	^ =	0.4231	^ =	0.1876	^ =	0.3249	^ =	0.0500	^ =	0.0000	^ =	0.2383	^ =	0.8608	^ =	0.7944

# Voyage GI Percentage Summary Graph

Percentages




Crew Percent:	* =	0.9804	* =	0.1642	* =	0.0000	* =	0.3284	* =	0.6557	* =	0.3300	* =	0.4910	* =	0.1669
Pass Percent:	+ =	0.2577	+ =	0.3839	+ =	0.3232	+ =	1.9672	+ =	0.4548	+ =	0.3177	+ =	0.1969	+ =	0.1993
Comb Percent:	^ =	0.4621	^ =	0.3223	^ =	0.2319	^ =	1.4995	^ =	0.5119	^ =	0.3211	^ =	0.2810	^ =	0.1901

# Voyage GI Percentage Summary Graph

Amsterdam  
Post Date: 2009-0603  
Post Time: 10:26

Print Date: 2009-0610  
Print Time: 19:23  
Page: 5

Percentages




Voyage Dates

Crew Percent:	* =	0.0000	* =	0.1678	* =	0.0000	* =	0.0000	* =	0.0000	* =	0.0000	* =	3.8206	* =	1.1706
Pass Percent:	+	0.2784	+	0.0723	+	0.1438	+	0.0710	+	0.0698	+	0.0961	+	14.3070	+	2.5721
Comb Percent:	^ =	0.1964	^ =	0.1010	^ =	0.1002	^ =	0.0498	^ =	0.0491	^ =	0.0610	^ =	11.0597	^ =	2.1265

# Voyage GI Percentage Summary Graph

Percentages




Voyage Dates: 2002-1101, 2002-1111, 2002-1201, 2002-1211, 2002-1221, 2002-1228, 2003-0104, 2003-0422, 2003-0503

Crew Percent:	* =	3.0664	* =	2.8470	* =	0.3454	* =	0.3448	* =	0.1698	* =	0.3390	* =	0.6186	* =	0.0000
Pass Percent:	+ =	11.8230	+ =	4.3019	+ =	0.8278	+ =	0.9675	+ =	0.3591	+ =	1.0453	+ =	0.1792	+ =	0.0602
Comb Percent:	^ =	9.1149	^ =	3.8462	^ =	0.6715	^ =	0.7571	^ =	0.2936	^ =	0.8395	^ =	0.3835	^ =	0.0447

# Voyage GI Percentage Summary Graph

Percentages

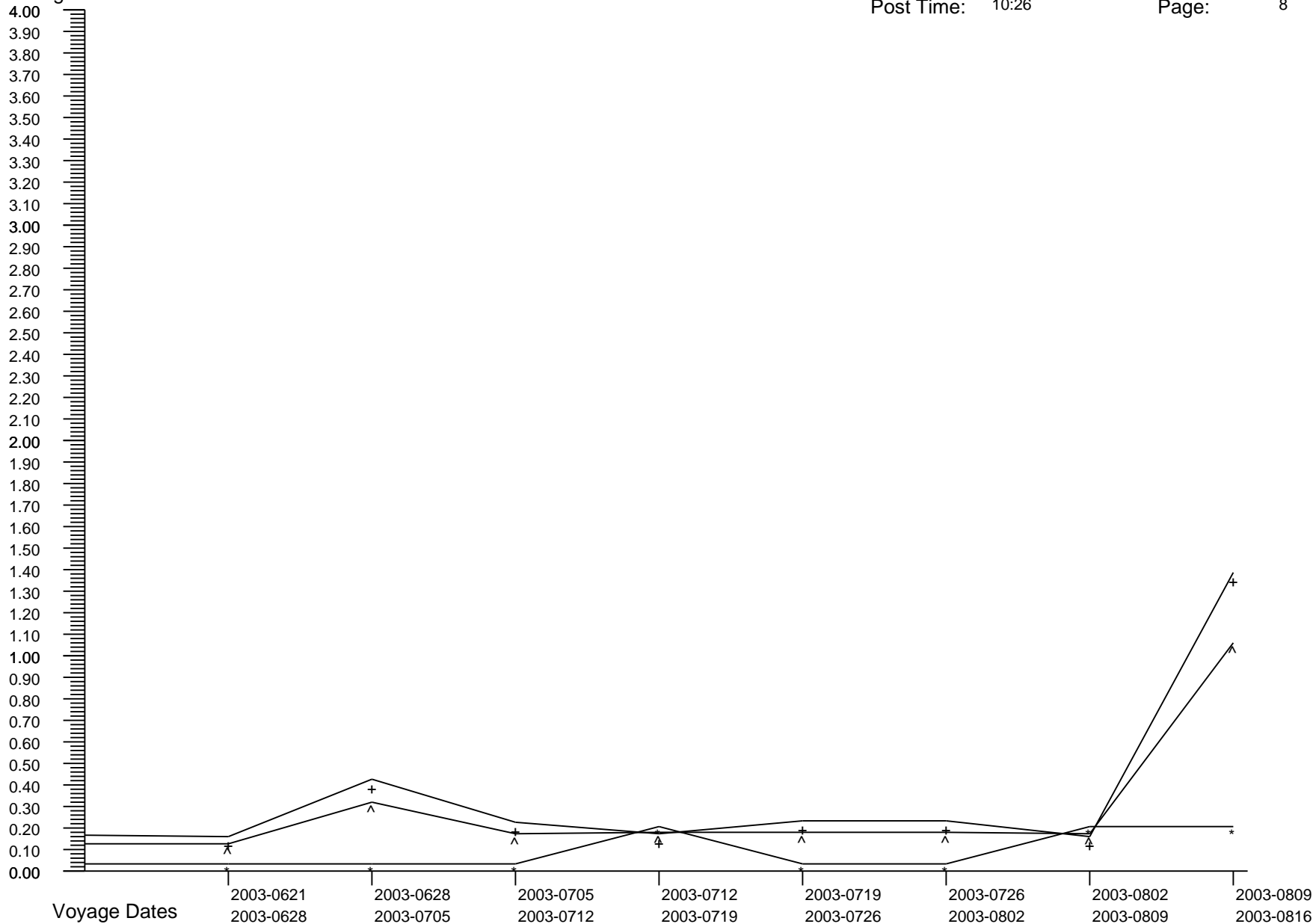


Voyage Dates	2003-0501	2003-0503	2003-0510	2003-0517	2003-0524	2003-0531	2003-0607	2003-0614	2003-0621
--------------	-----------	-----------	-----------	-----------	-----------	-----------	-----------	-----------	-----------

Crew Percent:	* = 1.4493	* = 0.0000	* = 0.0000	* = 0.1739	* = 0.1721	* = 0.0000	* = 0.1684	* = 0.0000
Pass Percent:	+ = 5.0000	+ = 0.1463	+ = 0.0000	+ = 0.3200	+ = 0.0714	+ = 0.2187	+ = 0.2065	+ = 0.1316
Comb Percent:	^ = 4.0892	^ = 0.1029	^ = 0.0000	^ = 0.2740	^ = 0.1010	^ = 0.1534	^ = 0.1954	^ = 0.0947

# Voyage GI Percentage Summary Graph

Percentages



Crew Percent:	* =	0.0000	* =	0.0000	* =	0.0000	* =	0.1709	* =	0.0000	* =	0.0000	* =	0.1706	* =	0.1715
Pass Percent:	+ =	0.1296	+ =	0.3953	+ =	0.1931	+ =	0.1402	+ =	0.2012	+ =	0.2001	+ =	0.1296	+ =	1.3514
Comb Percent:	^ =	0.0936	^ =	0.2844	^ =	0.1396	^ =	0.1491	^ =	0.1442	^ =	0.1439	^ =	0.1409	^ =	1.0295

# Voyage GI Percentage Summary Graph

Amsterdam  
Post Date: 2009-0603  
Post Time: 10:25

Print Date: 2009-0610  
Print Time: 19:23  
Page: 9

Percentages

4.00  
3.90  
3.80  
3.70  
3.60  
3.50  
3.40  
3.30  
3.20  
3.10  
3.00  
2.90  
2.80  
2.70  
2.60  
2.50  
2.40  
2.30  
2.20  
2.10  
2.00  
1.90  
1.80  
1.70  
1.60  
1.50  
1.40  
1.30  
1.20  
1.10  
1.00  
0.90  
0.80  
0.70  
0.60  
0.50  
0.40  
0.30  
0.20  
0.10  
0.00

Voyage Dates

2003-0816 2003-0823 2003-0906 2003-0913 2003-0920 2003-0927 2003-1006 2004-0331 2004-0421  
2003-0823 2003-0830 2003-0913 2003-0920 2003-0927 2003-1027 2004-0417 2004-0509

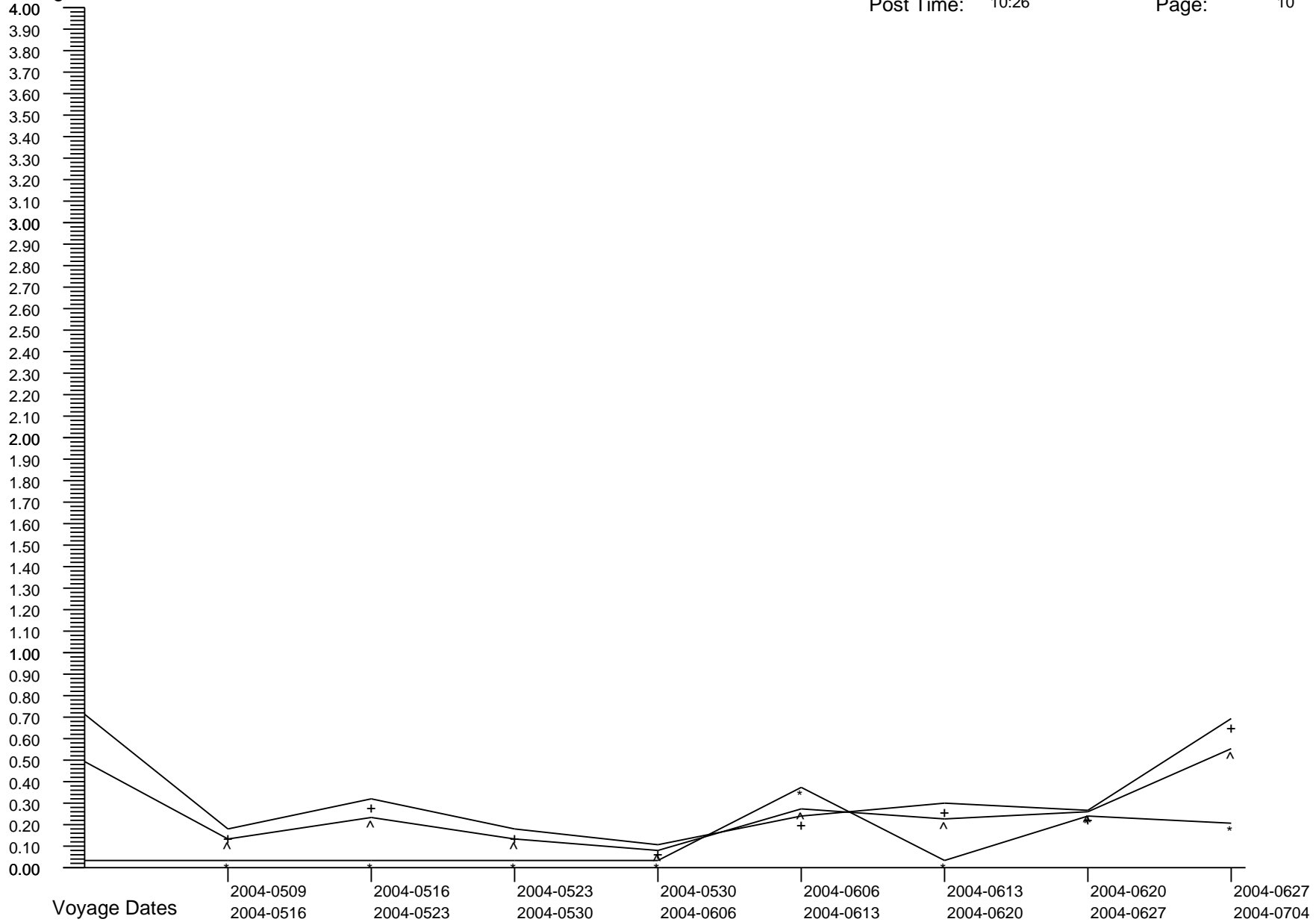
Crew Percent:	* =	0.0000	* =	0.0000	* =	0.0000	* =	0.0000	* =	0.3413	* =	0.3390	* =	1.8803	* =	0.0000
Pass Percent:	+ =	0.0644	+ =	0.2034	+ =	0.0000	+ =	0.0000	+ =	0.1296	+ =	0.7669	+ =	6.6372	+ =	0.6809
Comb Percent:	^ =	0.0468	^ =	0.1453	^ =	0.0000	^ =	0.0000	^ =	0.1879	^ =	0.6336	^ =	5.0146	^ =	0.4582

# Voyage GI Percentage Summary Graph

Amsterdam  
Post Date: 2009-0603  
Post Time: 10:26

Print Date: 2009-0610  
Print Time: 19:23  
Page: 10

Percentages



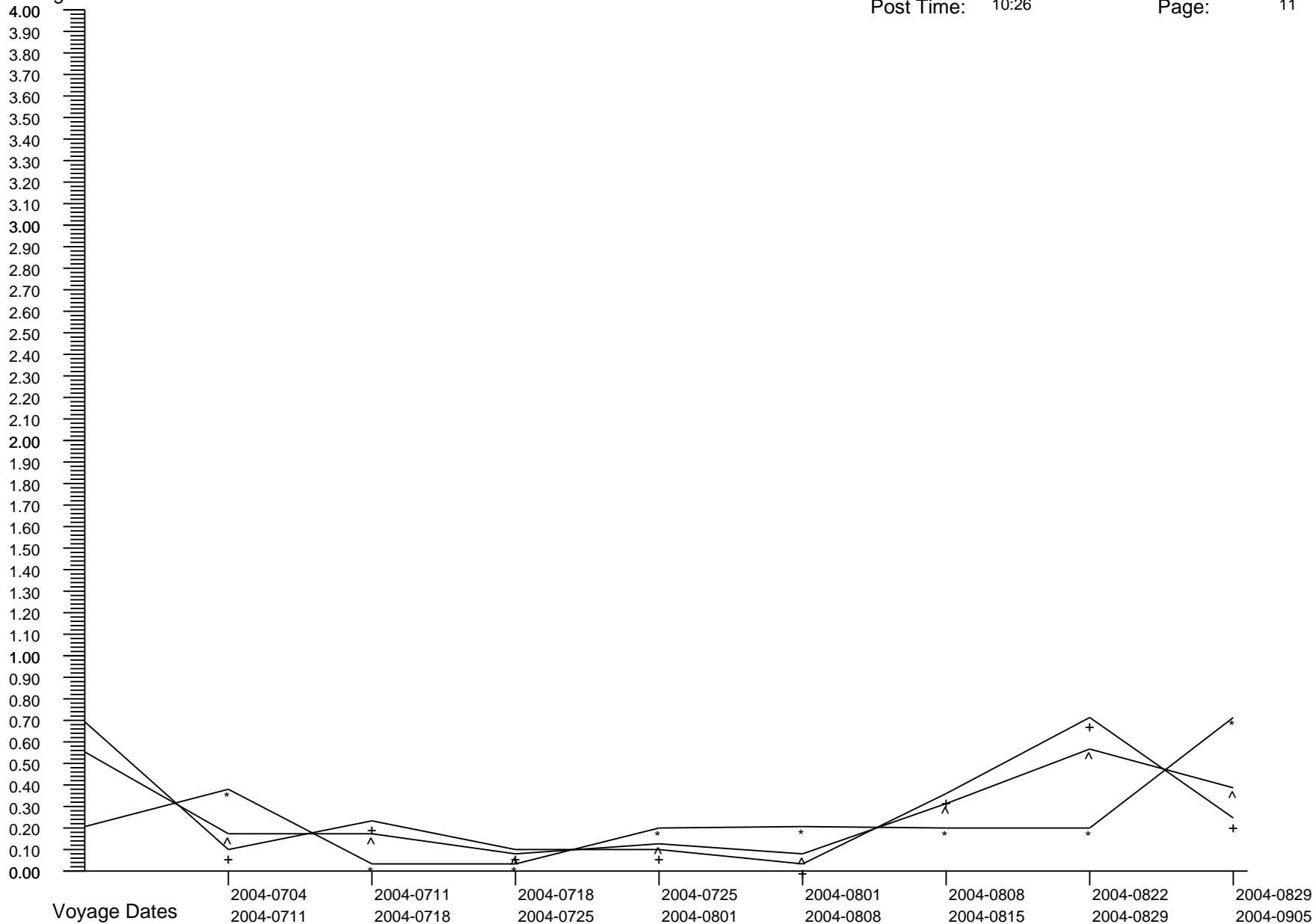
Crew Percent:	* =	0.0000	* =	0.0000	* =	0.0000	* =	0.0000	* =	0.3407	* =	0.0000	* =	0.2083	* =	0.1709
Pass Percent:	+ =	0.1440	+ =	0.2876	+ =	0.1443	+ =	0.0702	+ =	0.2035	+ =	0.2665	+ =	0.2357	+ =	0.6570
Comb Percent:	^ =	0.1013	^ =	0.2021	^ =	0.1013	^ =	0.0497	^ =	0.2426	^ =	0.1913	^ =	0.2272	^ =	0.5221

# Voyage GI Percentage Summary Graph

Amsterdam  
 Post Date: 2009-0603  
 Post Time: 10:26

Print Date: 2009-0610  
 Print Time: 19:23  
 Page: 11

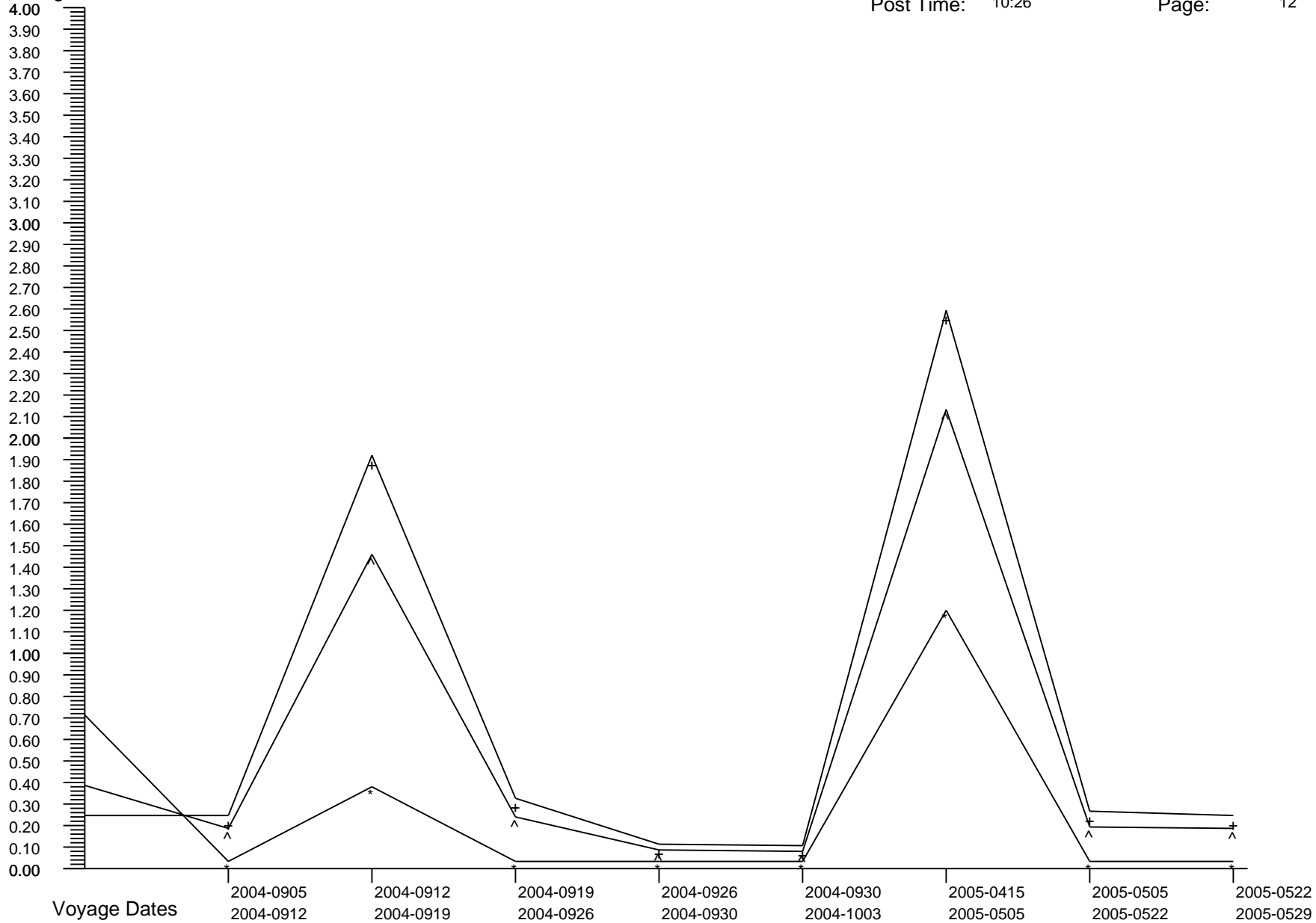
Percentages



Crew Percent:	* =	0.3442	* =	0.0000	* =	0.0000	* =	0.1689	* =	0.1704	* =	0.1672	* =	0.1667	* =	0.6803
Pass Percent:	+ =	0.0660	+ =	0.1978	+ =	0.0666	+ =	0.0667	+ =	0.0000	+ =	0.3249	+ =	0.6803	+ =	0.2140
Comb Percent:	^ =	0.1431	^ =	0.1429	^ =	0.0479	^ =	0.0956	^ =	0.0467	^ =	0.2808	^ =	0.5314	^ =	0.3518

# Voyage GI Percentage Summary Graph

Percentages



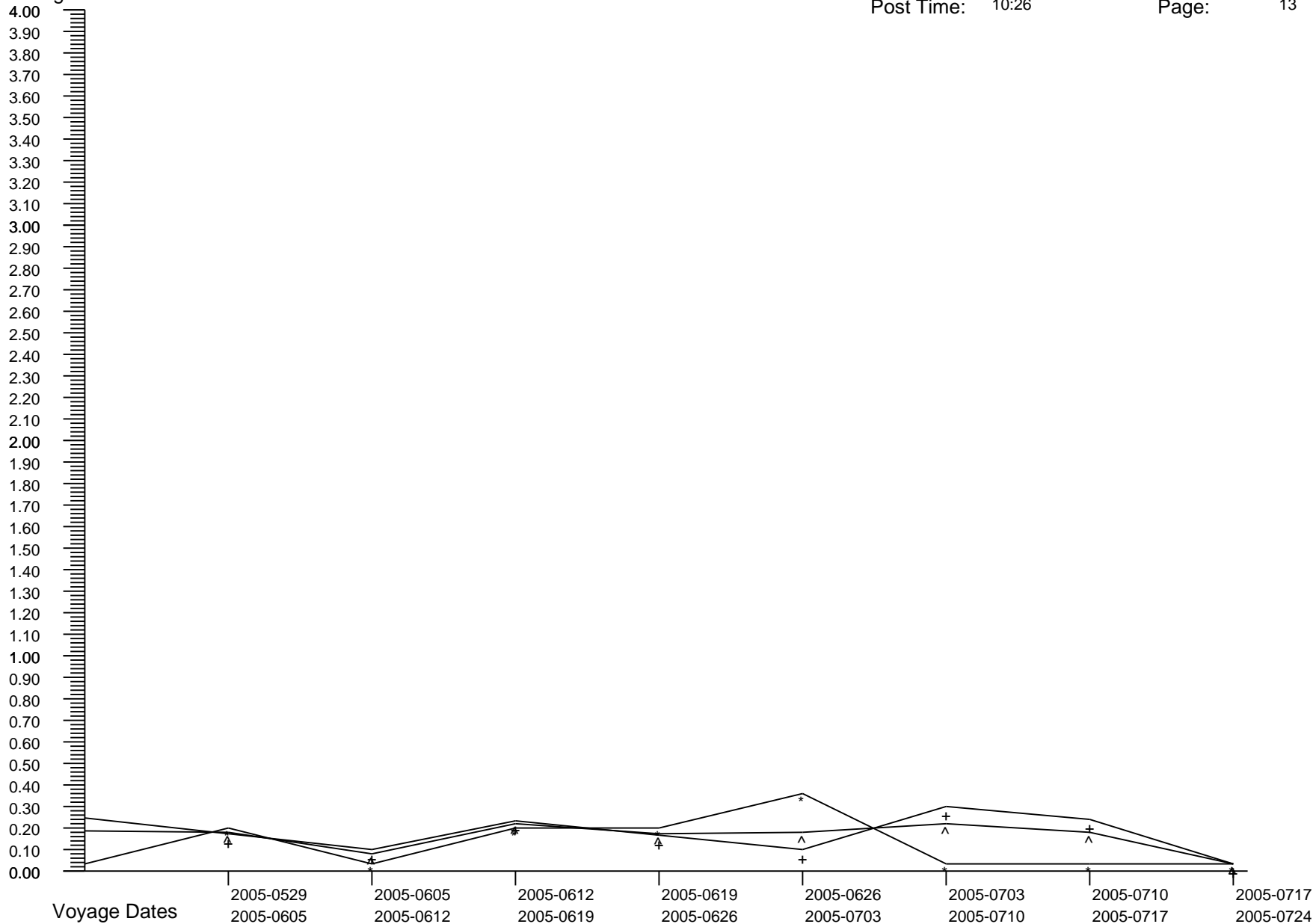
Crew Percent:	* =	0.0000	* =	0.3436	* =	0.0000	* =	0.0000	* =	0.0000	* =	1.1686	* =	0.0000	* =	0.0000
Pass Percent:	+	0.2140	+	1.8882	+	0.2959	+	0.0770	+	0.0709	+	2.5599	+	0.2302	+	0.2163
Comb Percent:	^ =	0.1511	^ =	1.4293	^ =	0.2060	^ =	0.0529	^ =	0.0499	^ =	2.0994	^ =	0.1577	^ =	0.1513

# Voyage GI Percentage Summary Graph

Amsterdam  
Post Date: 2009-0603  
Post Time: 10:26

Print Date: 2009-0610  
Print Time: 19:23  
Page: 13

Percentages



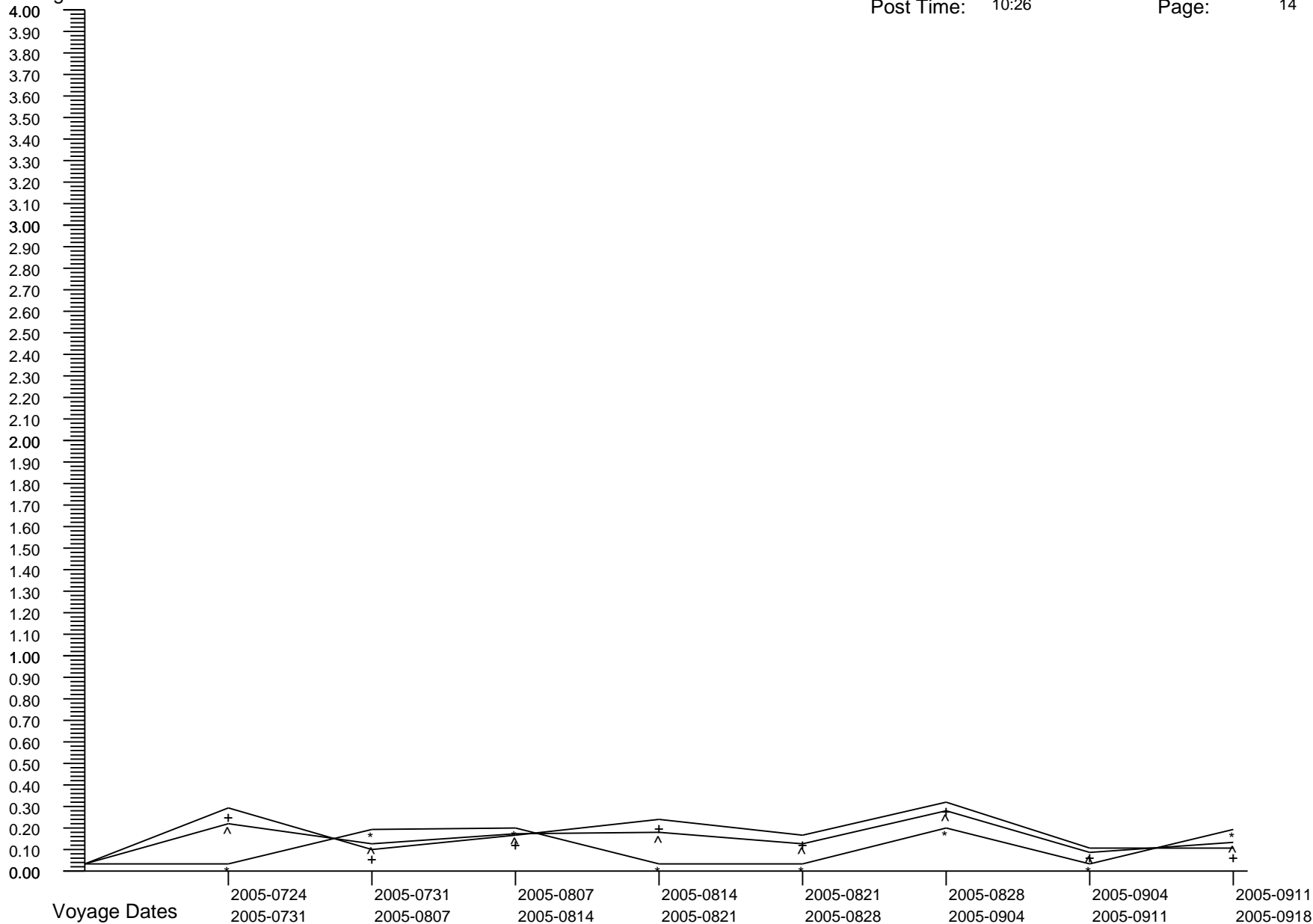
Crew Percent:	* =	0.1650	* =	0.0000	* =	0.1650	* =	0.1661	* =	0.3289	* =	0.0000	* =	0.0000	* =	0.0000
Pass Percent:	+ =	0.1399	+ =	0.0698	+ =	0.1974	+ =	0.1325	+ =	0.0680	+ =	0.2640	+ =	0.2053	+ =	0.0000
Comb Percent:	^ =	0.1473	^ =	0.0492	^ =	0.1881	^ =	0.1421	^ =	0.1444	^ =	0.1888	^ =	0.1451	^ =	0.0000

# Voyage GI Percentage Summary Graph

Amsterdam  
 Post Date: 2009-0603  
 Post Time: 10:26

Print Date: 2009-0610  
 Print Time: 19:23  
 Page: 14

Percentages



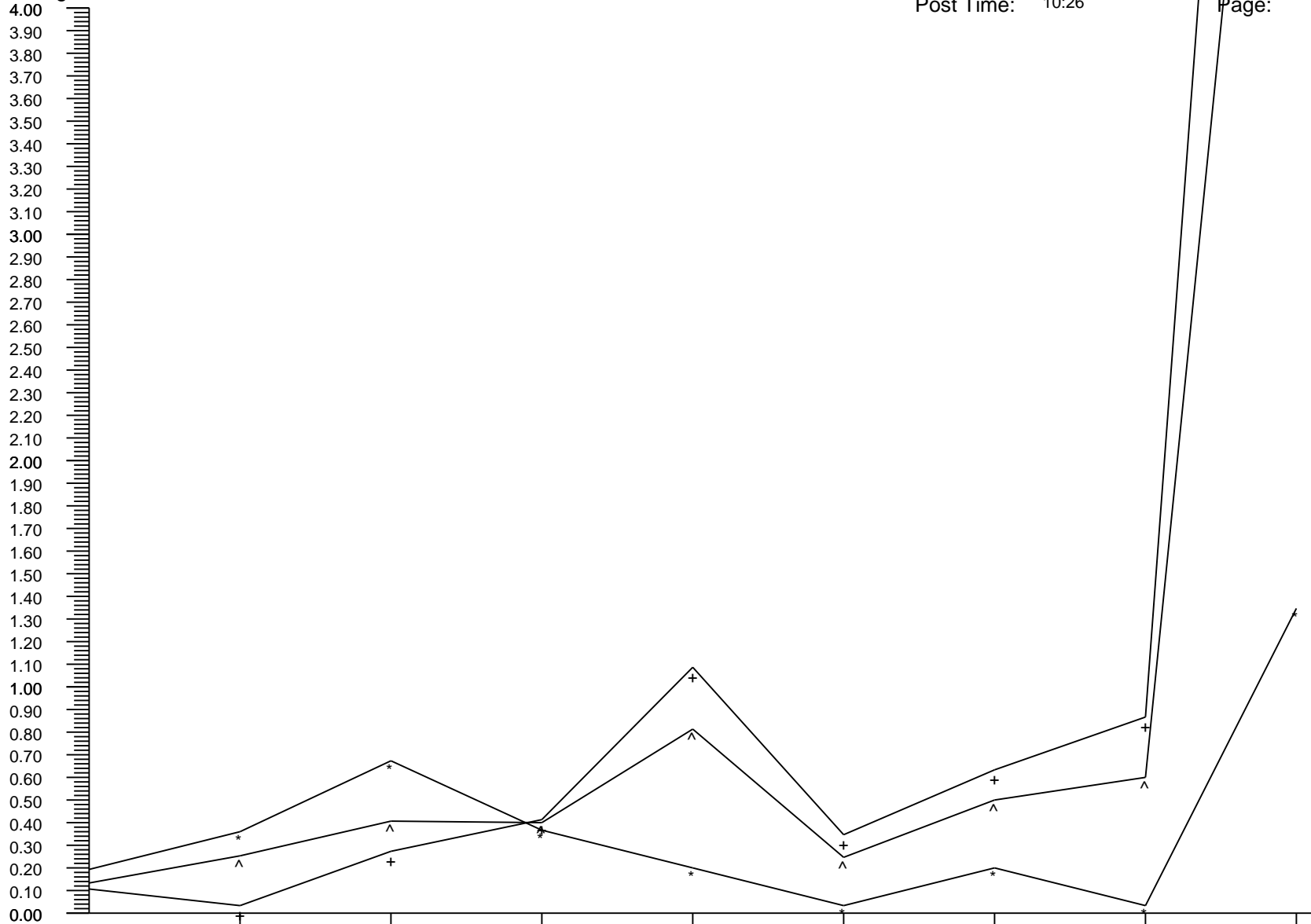
Crew Percent:	* =	0.0000	* =	0.1616	* =	0.1645	* =	0.0000	* =	0.0000	* =	0.1637	* =	0.0000	* =	0.1618
Pass Percent:	+ =	0.2581	+ =	0.0657	+ =	0.1319	+ =	0.2058	+ =	0.1357	+ =	0.2867	+ =	0.0732	+ =	0.0704
Comb Percent:	^ =	0.1856	^ =	0.0934	^ =	0.1412	^ =	0.1451	^ =	0.0956	^ =	0.2493	^ =	0.0507	^ =	0.0981

# Voyage GI Percentage Summary Graph

Amsterdam  
Post Date: 2009-0603  
Post Time: 10:26

Print Date: 2009-0610  
Print Time: 19:23  
Page: 15

Percentages



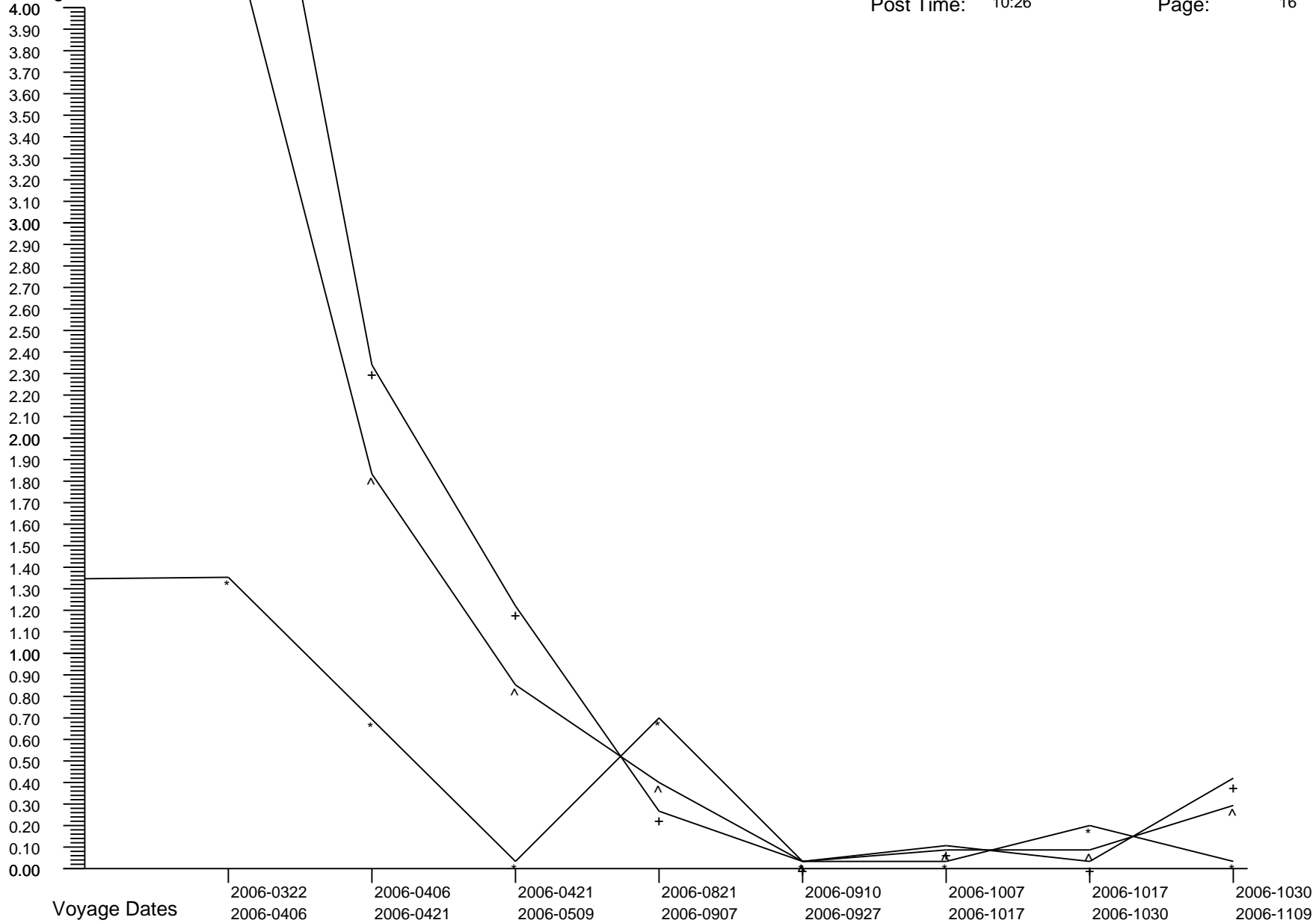
Voyage Dates

2005-0918 2005-1005 2005-1006 2005-1207 2005-1222 2006-0106 2006-0205 2006-0205 2006-0221 2006-0221 2006-0307 2006-0322

Crew Percent:	* =	0.3263	* =	0.6421	* =	0.3300	* =	0.1672	* =	0.0000	* =	0.1661	* =	0.0000	* =	1.3115
Pass Percent:	+ =	0.0000	+ =	0.2387	+ =	0.3811	+ =	1.0503	+ =	0.3140	+ =	0.5997	+ =	0.8308	+ =	9.8529
Comb Percent:	^ =	0.2191	^ =	0.3723	^ =	0.3650	^ =	0.7768	^ =	0.2132	^ =	0.4649	^ =	0.5688	^ =	7.2081

# Voyage GI Percentage Summary Graph

Percentages



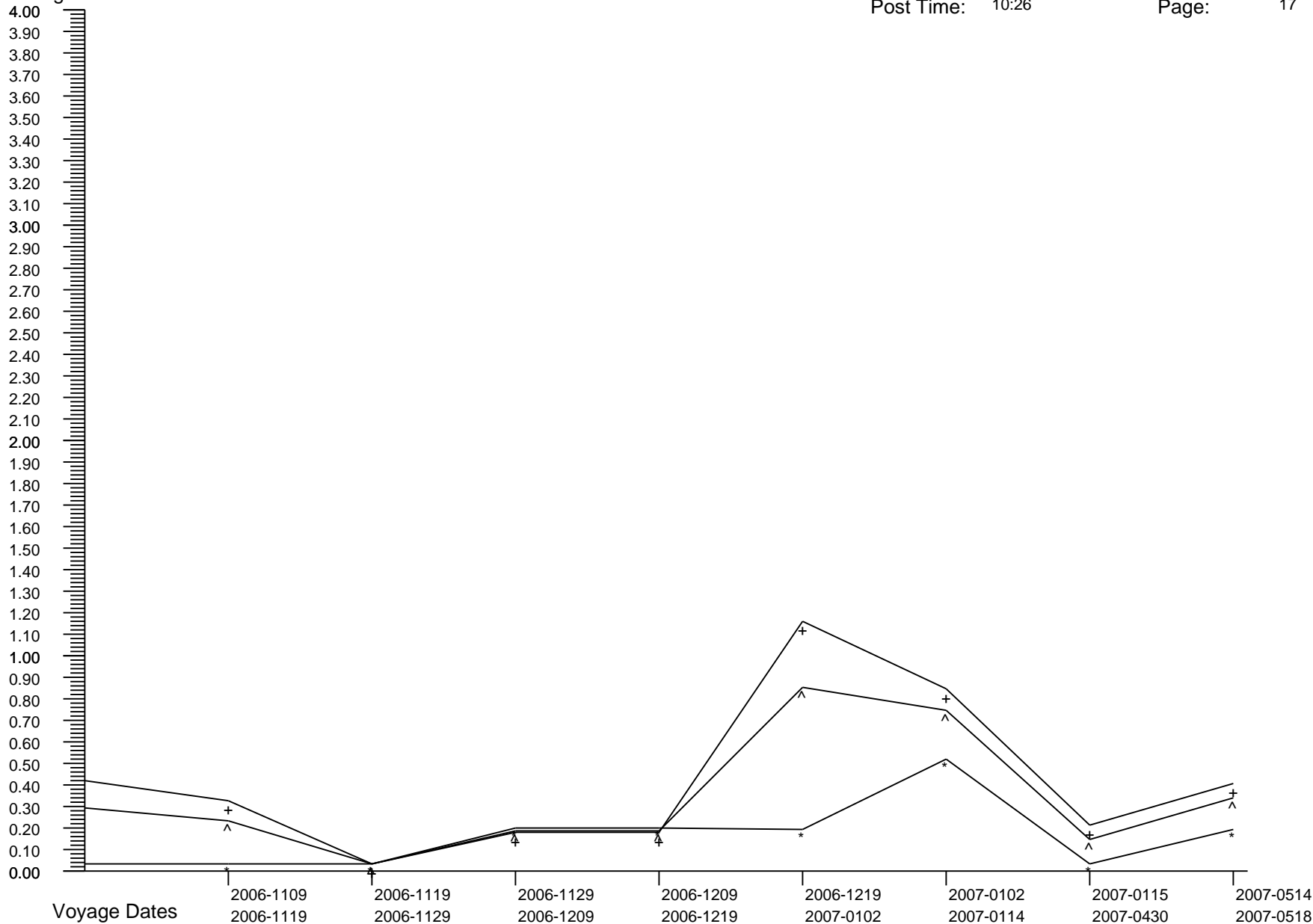
Crew Percent:	* =	1.3223	* =	0.6633	* =	0.0000	* =	0.6700	* =	0.0000	* =	0.0000	* =	0.1647	* =	0.0000
Pass Percent:	+ =	5.8104	+ =	2.3100	+ =	1.1887	+ =	0.2313	+ =	0.0000	+ =	0.0751	+ =	0.0000	+ =	0.3849
Comb Percent:	^ =	4.3910	^ =	1.7995	^ =	0.8205	^ =	0.3696	^ =	0.0000	^ =	0.0516	^ =	0.0515	^ =	0.2618

# Voyage GI Percentage Summary Graph

Amsterdam  
 Post Date: 2009-0603  
 Post Time: 10:26

Print Date: 2009-0610  
 Print Time: 19:23  
 Page: 17

Percentages



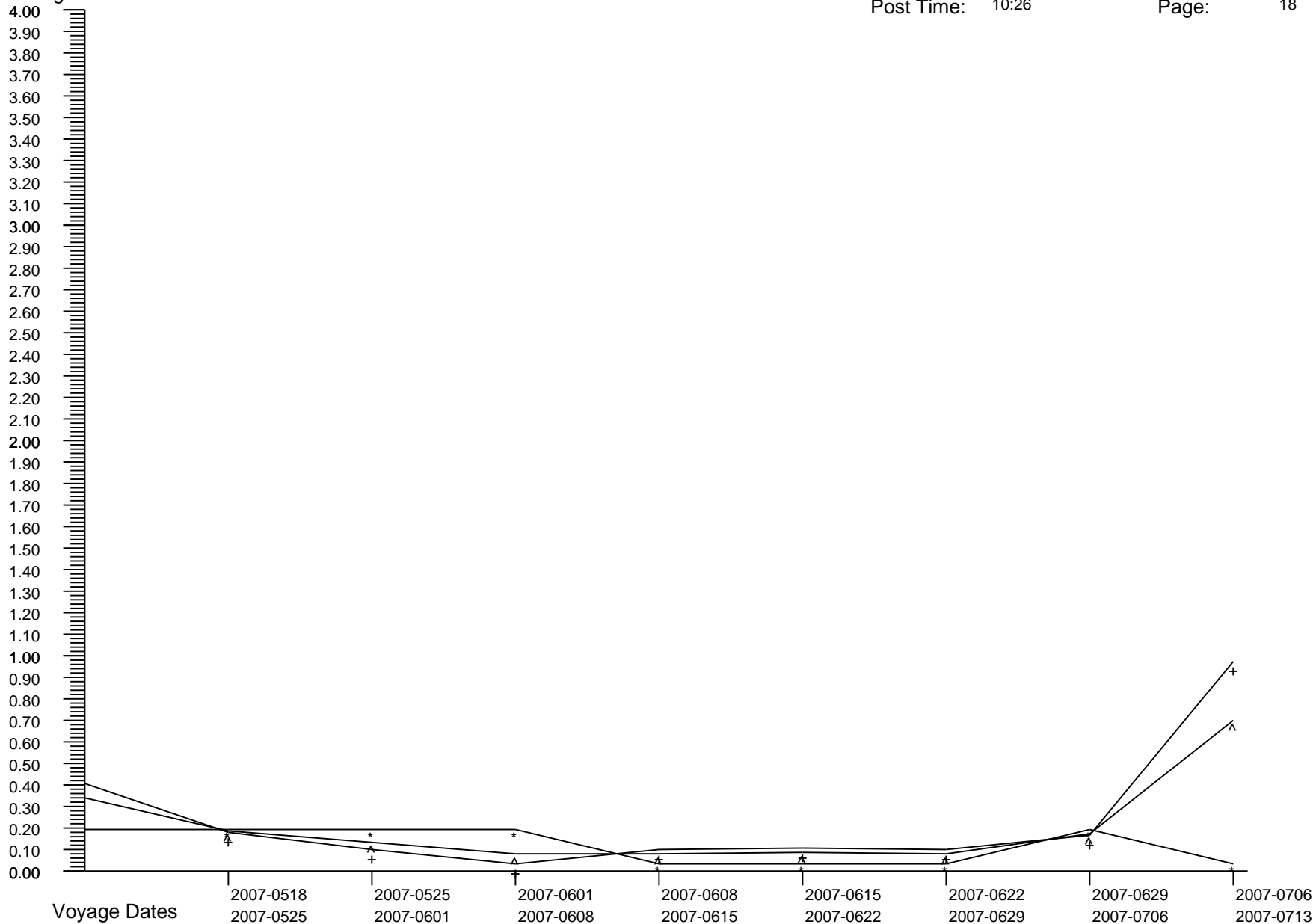
Crew Percent:	* =	0.0000	* =	0.0000	* =	0.1642	* =	0.1639	* =	0.1603	* =	0.4878	* =	0.0000	* =	0.1590
Pass Percent:	+ =	0.2924	+ =	0.0000	+ =	0.1493	+ =	0.1463	+ =	1.1244	+ =	0.8124	+ =	0.1826	+ =	0.3762
Comb Percent:	^ =	0.2024	^ =	0.0000	^ =	0.1539	^ =	0.1517	^ =	0.8172	^ =	0.7110	^ =	0.1157	^ =	0.3064

# Voyage GI Percentage Summary Graph

Amsterdam  
 Post Date: 2009-0603  
 Post Time: 10:26

Print Date: 2009-0610  
 Print Time: 19:23  
 Page: 18

Percentages




Crew Percent:	* =	0.1590	* =	0.1603	* =	0.1613	* =	0.0000	* =	0.0000	* =	0.0000	* =	0.1629	* =	0.0000
Pass Percent:	+ =	0.1472	+ =	0.0694	+ =	0.0000	+ =	0.0692	+ =	0.0756	+ =	0.0681	+ =	0.1305	+ =	0.9390
Comb Percent:	^ =	0.1509	^ =	0.0969	^ =	0.0487	^ =	0.0484	^ =	0.0518	^ =	0.0482	^ =	0.1397	^ =	0.6673

# Voyage GI Percentage Summary Graph

Amsterdam  
 Post Date: 2009-0603  
 Post Time: 10:26

Print Date: 2009-0610  
 Print Time: 19:23  
 Page: 19

Percentages



Voyage Dates	2007-0713	2007-0720	2007-0727	2007-0803	2007-0810	2007-0817	2007-0824	2007-0831
	2007-0720	2007-0727	2007-0803	2007-0810	2007-0817	2007-0824	2007-0831	2007-0907

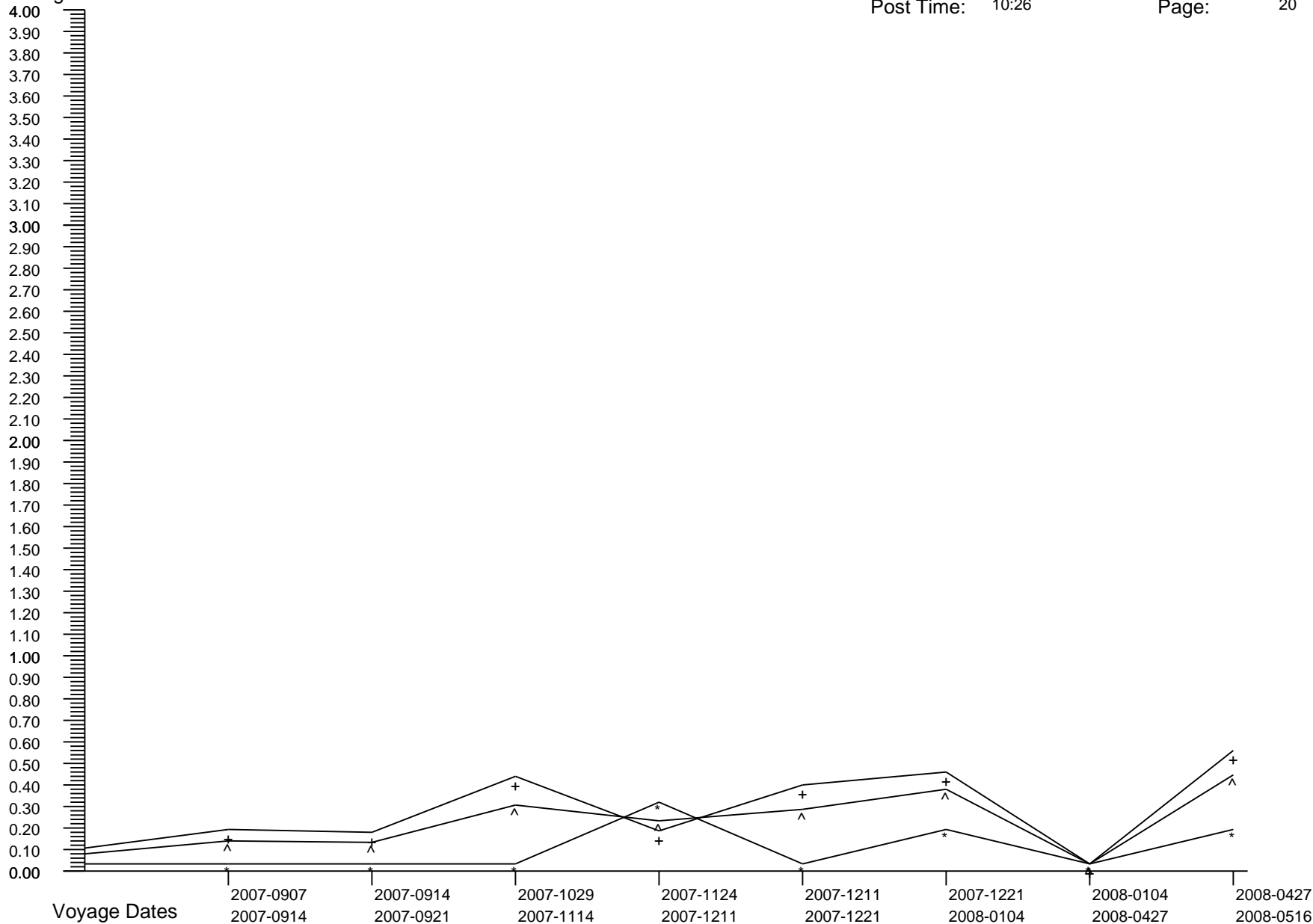
Crew Percent:	* =	0.0000	* =	0.0000	* =	0.0000	* =	0.0000	* =	0.0000	* =	0.0000	* =	0.0000	* =	0.0000	* =	0.0000
Pass Percent:	+ =	0.0669	+ =	0.1474	+ =	0.0671	+ =	0.0663	+ =	0.2056	+ =	0.0000	+ =	0.1498	+ =	0.0722		
Comb Percent:	^ =	0.0476	^ =	0.1013	^ =	0.0477	^ =	0.0472	^ =	0.1450	^ =	0.0000	^ =	0.1025	^ =	0.0499		

# Voyage GI Percentage Summary Graph

Amsterdam  
 Post Date: 2009-0603  
 Post Time: 10:26

Print Date: 2009-0610  
 Print Time: 19:23  
 Page: 20

Percentages



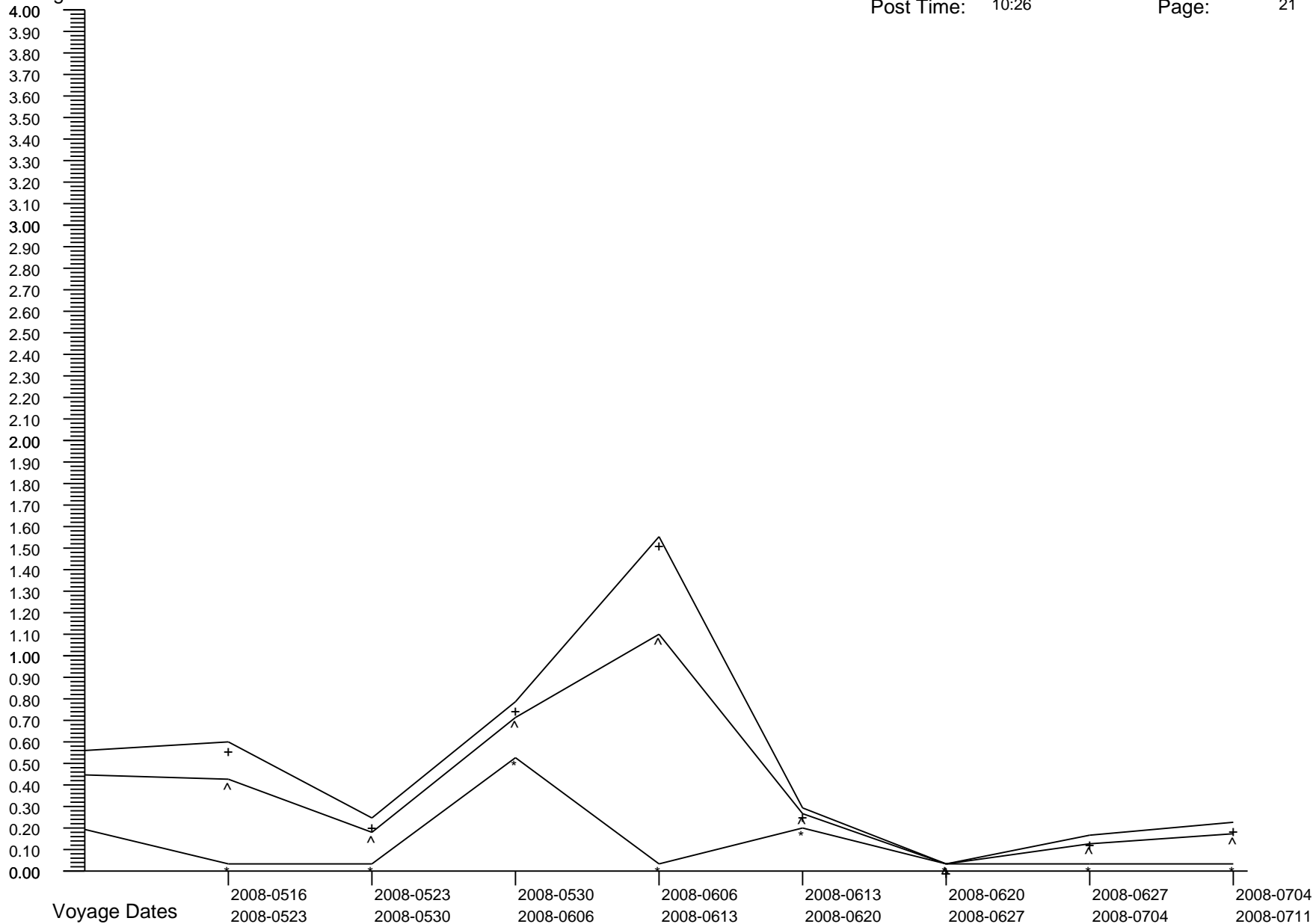
Crew Percent:	* =	0.0000	* =	0.0000	* =	0.0000	* =	0.2869	* =	0.0000	* =	0.1603	* =	0.0000	* =	0.1613
Pass Percent:	+ =	0.1605	+ =	0.1447	+ =	0.4078	+ =	0.1543	+ =	0.3695	+ =	0.4292	+ =	0.0000	+ =	0.5287
Comb Percent:	^ =	0.1064	^ =	0.0999	^ =	0.2704	^ =	0.2007	^ =	0.2539	^ =	0.3462	^ =	0.0000	^ =	0.4115

# Voyage GI Percentage Summary Graph

Amsterdam  
 Post Date: 2009-0603  
 Post Time: 10:26

Print Date: 2009-0610  
 Print Time: 19:23  
 Page: 21

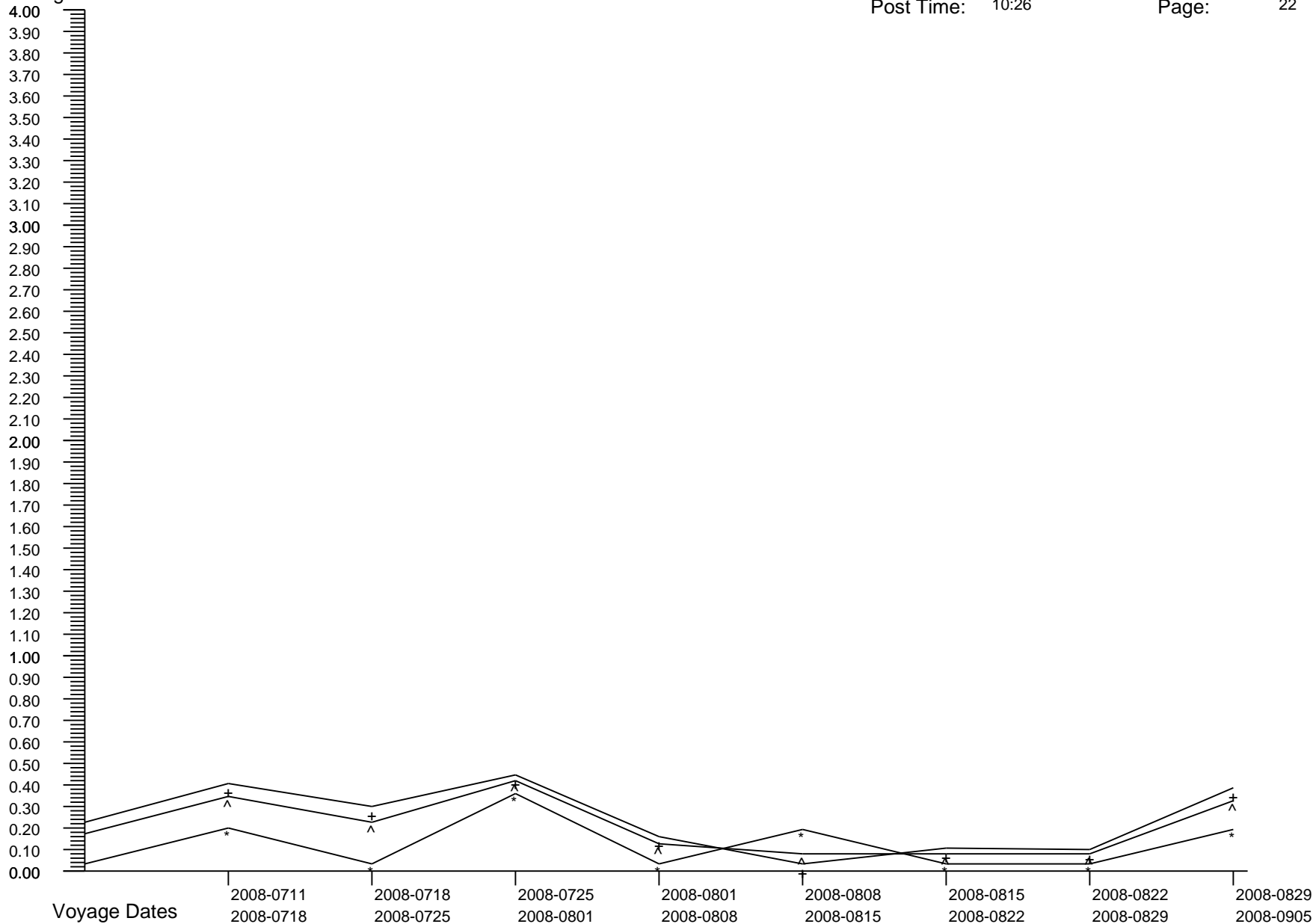
Percentages



Crew Percent:	* =	0.0000	* =	0.0000	* =	0.4942	* =	0.0000	* =	0.1647	* =	0.0000	* =	0.0000	* =	0.0000
Pass Percent:	+ =	0.5694	+ =	0.2143	+ =	0.7565	+ =	1.5183	+ =	0.2632	+ =	0.0000	+ =	0.1345	+ =	0.1960
Comb Percent:	^ =	0.3951	^ =	0.1479	^ =	0.6793	^ =	1.0669	^ =	0.2351	^ =	0.0000	^ =	0.0963	^ =	0.1406

# Voyage GI Percentage Summary Graph

Percentages



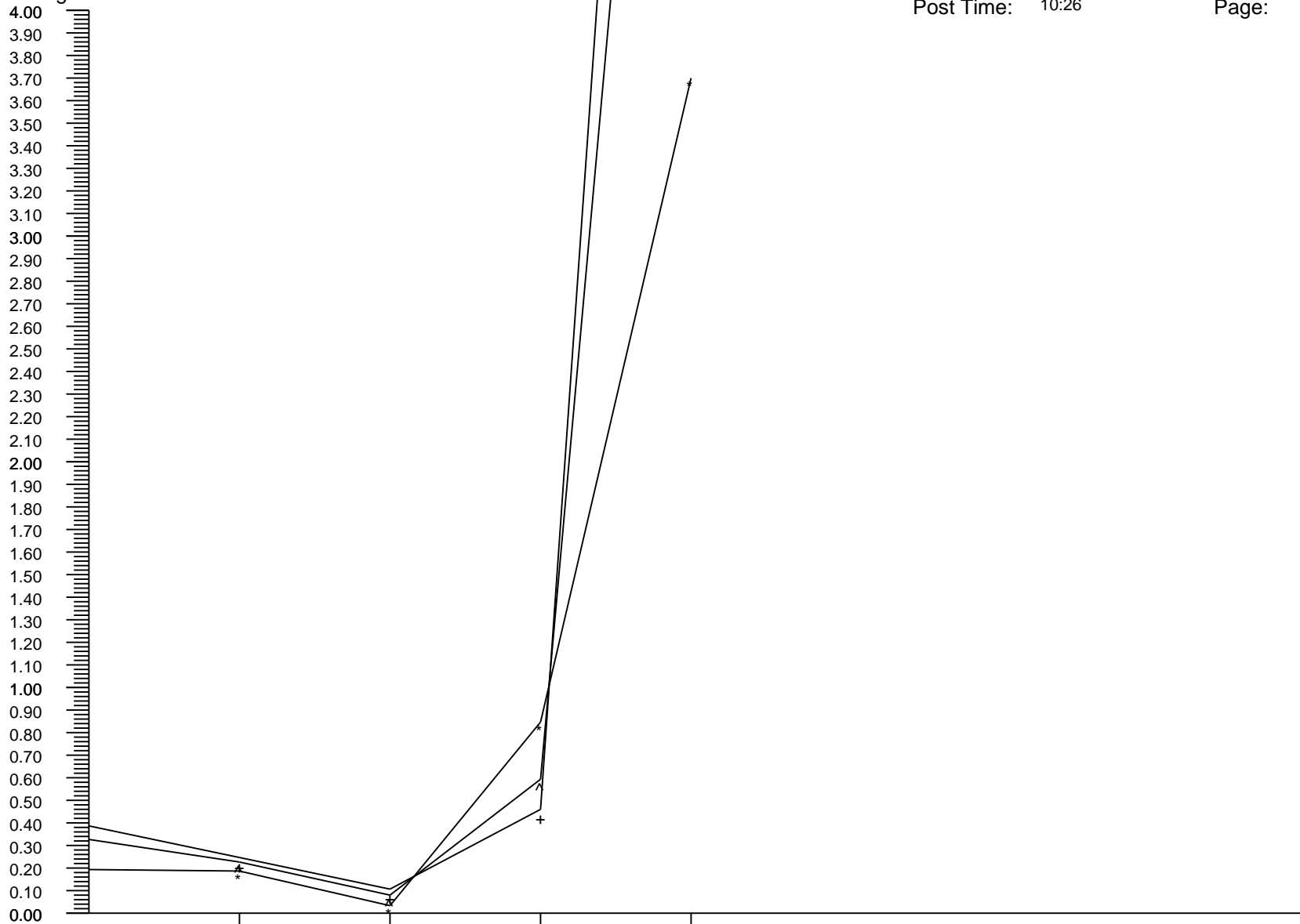
Crew Percent:	* =	0.1664	* =	0.0000	* =	0.3279	* =	0.0000	* =	0.1616	* =	0.0000	* =	0.0000	* =	0.1613
Pass Percent:	+ =	0.3754	+ =	0.2695	+ =	0.4104	+ =	0.1294	+ =	0.0000	+ =	0.0716	+ =	0.0670	+ =	0.3526
Comb Percent:	^ =	0.3104	^ =	0.1909	^ =	0.3861	^ =	0.0927	^ =	0.0466	^ =	0.0497	^ =	0.0473	^ =	0.2944

# Voyage GI Percentage Summary Graph

Amsterdam  
Post Date: 2009-0603  
Post Time: 10:26

Print Date: 2009-0610  
Print Time: 19:23  
Page: 23

Percentages



Voyage Dates	2008-0905	2008-0912	2008-0919	2008-1123	2009-0402	2009-0424
Crew Percent:	* = 0.1541	* = 0.0000	* = 0.8143	* = 3.6667		
Pass Percent:	+ = 0.2129	+ = 0.0717	+ = 0.4248	+ = 9.9393		
Comb Percent:	^ = 0.1944	^ = 0.0498	^ = 0.5583	^ = 7.9771		