


Voyage GI Percentage Summary Graph

Veendam
 Post Date: 2009-0603
 Post Time: 10:26

Print Date: 2009-0610
 Print Time: 19:23
 Page: 1

Percentages

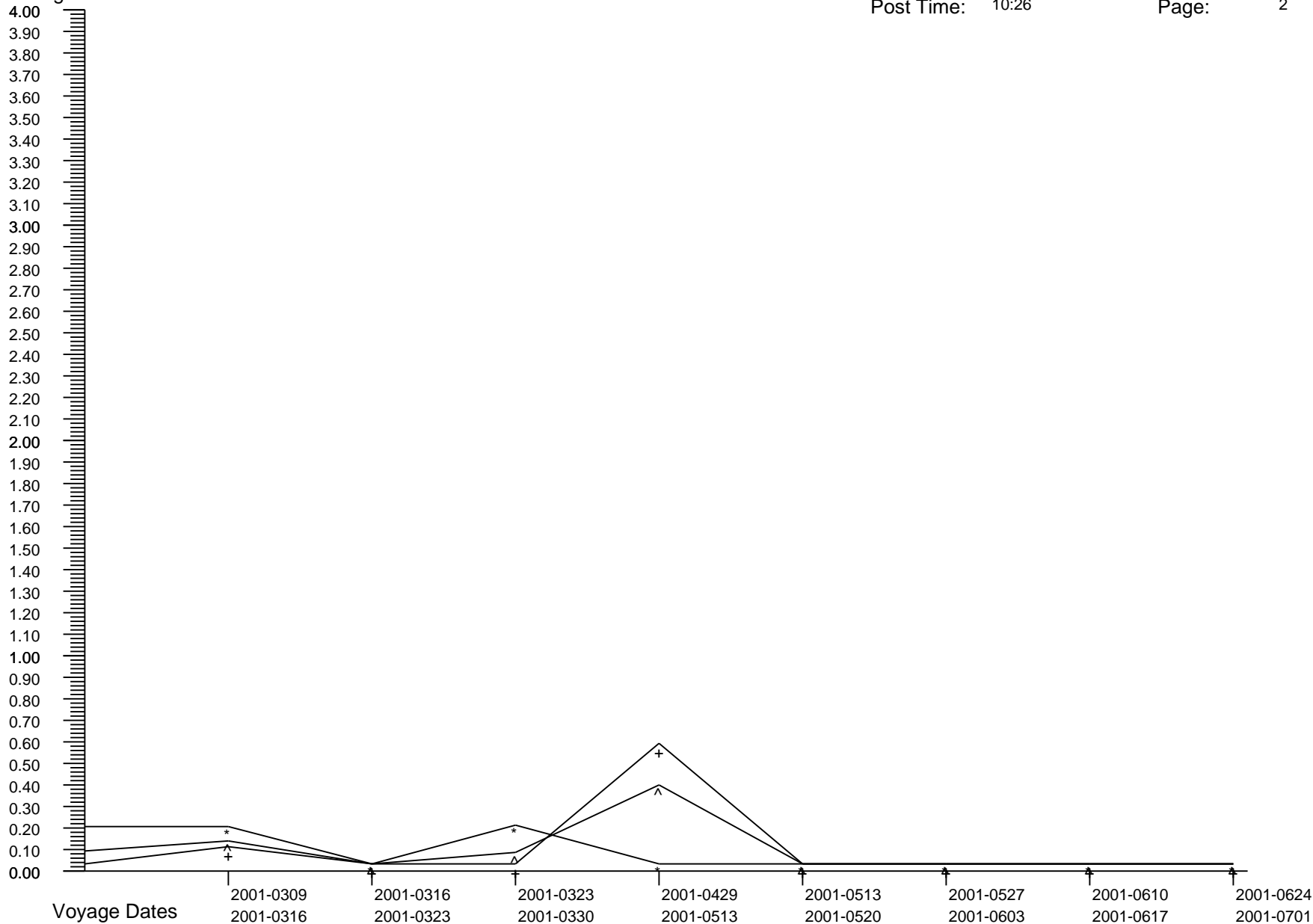


Voyage Dates

Crew Percent:	* =	0.0000	* =	0.1783	* =	0.0000	* =	0.0000	* =	0.1767	* =	0.0000	* =	0.0000	* =	0.0000	* =	0.1745
Pass Percent:	+ =	0.1618	+ =	0.2398	+ =	0.0800	+ =	0.3215	+ =	0.0796	+ =	0.0000	+ =	0.0000	+ =	0.0000	+ =	0.0000
Comb Percent:	^ =	0.1135	^ =	0.2208	^ =	0.0549	^ =	0.2209	^ =	0.1097	^ =	0.0000	^ =	0.0000	^ =	0.0000	^ =	0.0575

Voyage GI Percentage Summary Graph

Percentages



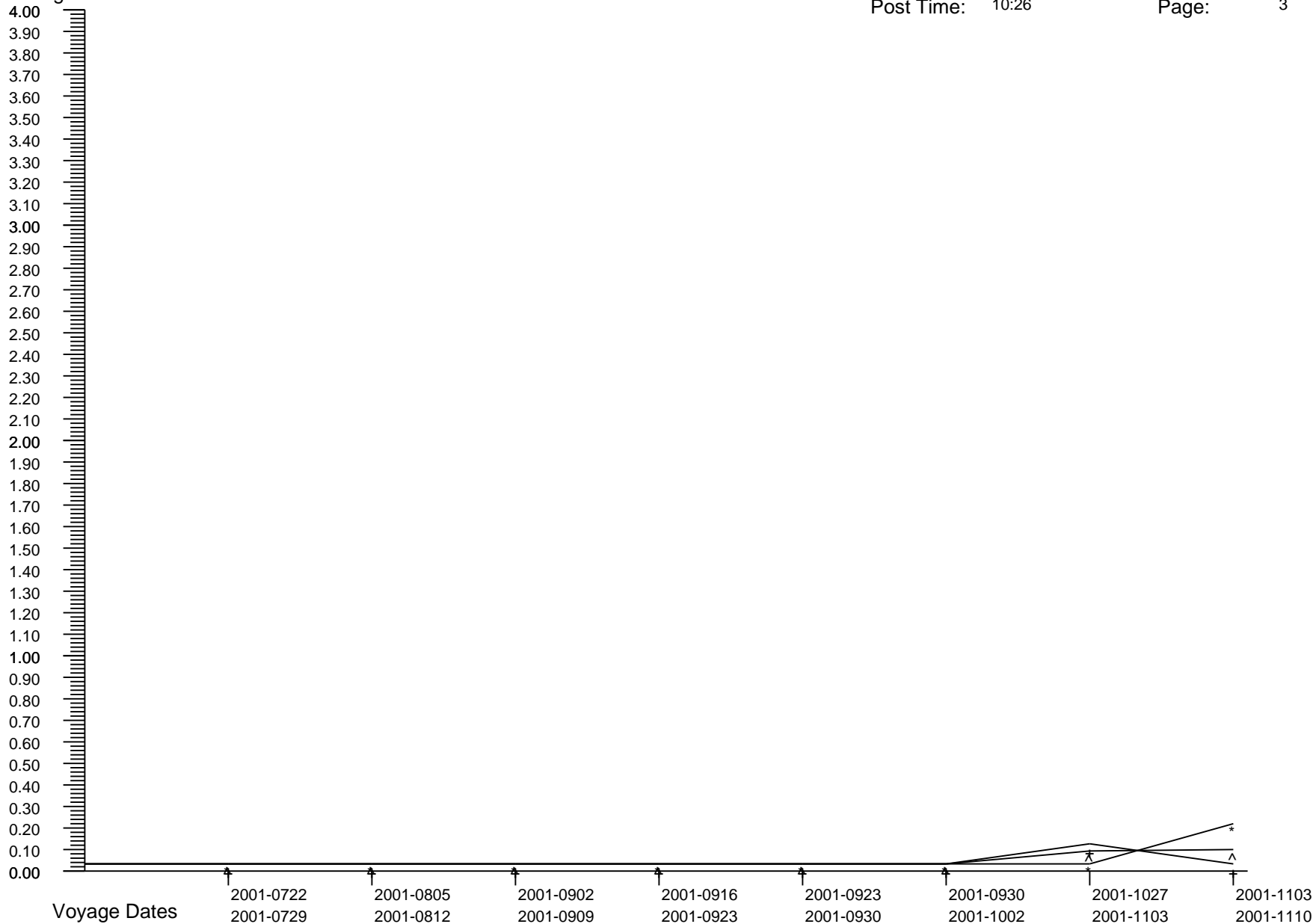
Crew Percent:	* =	0.1757	* =	0.0000	* =	0.1767	* =	0.0000	* =	0.0000	* =	0.0000	* =	0.0000	* =	0.0000	* =	0.0000
Pass Percent:	+ =	0.0799	+ =	0.0000	+ =	0.0000	+ =	0.5602	+ =	0.0000	+ =	0.0000	+ =	0.0000	+ =	0.0000	+ =	0.0000
Comb Percent:	^ =	0.1099	^ =	0.0000	^ =	0.0523	^ =	0.3650	^ =	0.0000	^ =	0.0000	^ =	0.0000	^ =	0.0000	^ =	0.0000

Voyage GI Percentage Summary Graph

Veendam
 Post Date: 2009-0603
 Post Time: 10:26

Print Date: 2009-0610
 Print Time: 19:23
 Page: 3


Percentages



Crew Percent:	* =	0.0000	* =	0.0000	* =	0.0000	* =	0.0000	* =	0.0000	* =	0.0000	* =	0.0000	* =	0.1898
Pass Percent:	+ =	0.0000	+ =	0.0000	+ =	0.0000	+ =	0.0000	+ =	0.0000	+ =	0.0000	+ =	0.0914	+ =	0.0000
Comb Percent:	^ =	0.0000	^ =	0.0000	^ =	0.0000	^ =	0.0000	^ =	0.0000	^ =	0.0000	^ =	0.0608	^ =	0.0661

Voyage GI Percentage Summary Graph

Percentages



Voyage Dates: 2001-1110, 2001-1117, 2001-1124, 2001-1201, 2001-1208, 2001-1215, 2001-1222, 2001-1229, 2002-0105

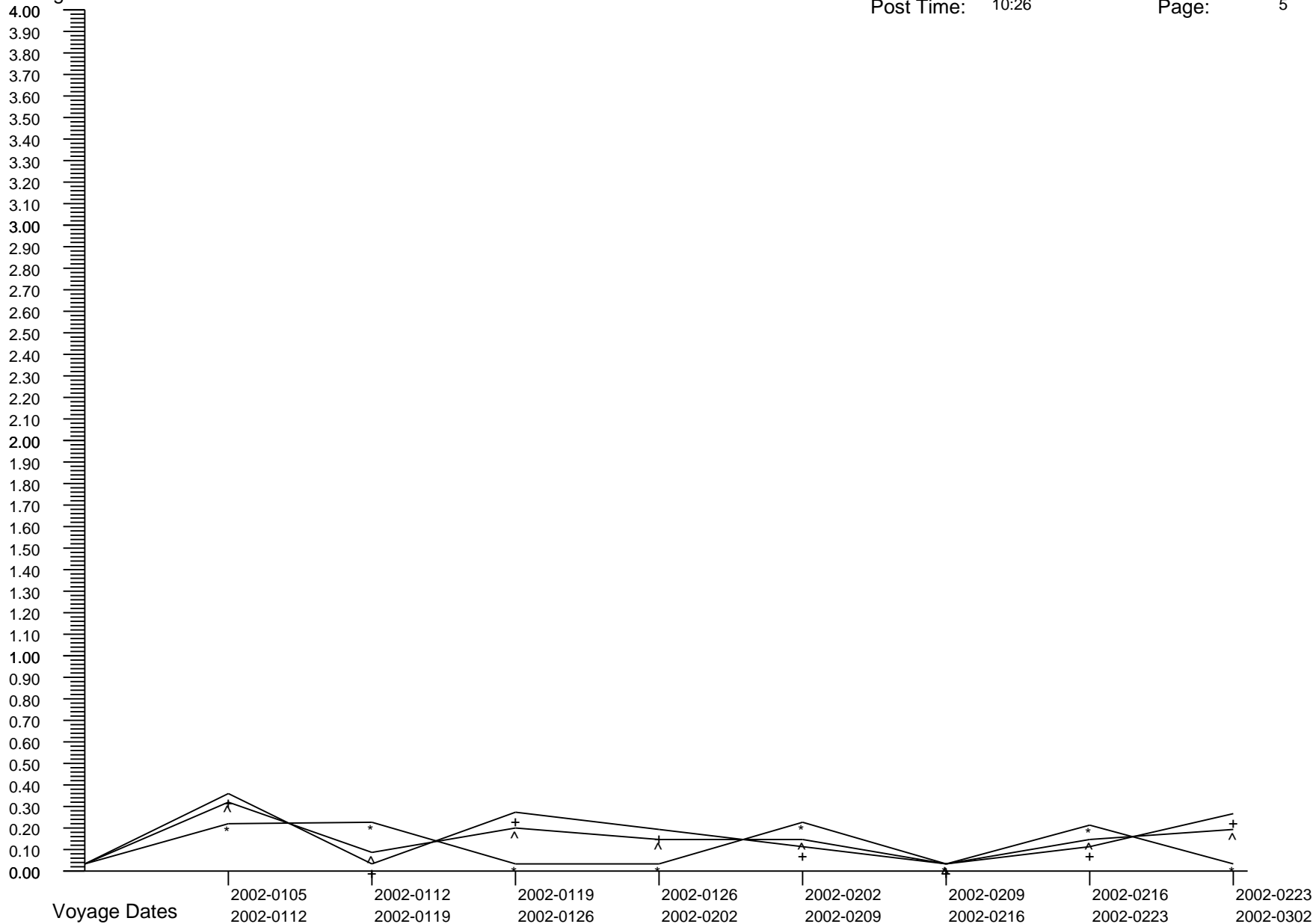
Crew Percent:	* =	0.1953	* =	0.0000	* =	0.5682	* =	0.0000	* =	0.1901	* =	0.0000	* =	0.1873	* =	0.0000
Pass Percent:	+ =	0.1867	+ =	0.0000	+ =	0.2876	+ =	0.1730	+ =	0.0829	+ =	0.0809	+ =	0.2375	+ =	0.0000
Comb Percent:	^ =	0.1895	^ =	0.0000	^ =	0.3819	^ =	0.1188	^ =	0.1155	^ =	0.0568	^ =	0.2226	^ =	0.0000

Voyage GI Percentage Summary Graph

Veendam
 Post Date: 2009-0603
 Post Time: 10:26

Print Date: 2009-0610
 Print Time: 19:23
 Page: 5

Percentages




Crew Percent:	* =	0.1898	* =	0.1942	* =	0.0000	* =	0.0000	* =	0.1916	* =	0.0000	* =	0.1789	* =	0.0000
Pass Percent:	+ =	0.3284	+ =	0.0000	+ =	0.2392	+ =	0.1575	+ =	0.0792	+ =	0.0000	+ =	0.0795	+ =	0.2326
Comb Percent:	^ =	0.2865	^ =	0.0565	^ =	0.1686	^ =	0.1119	^ =	0.1120	^ =	0.0000	^ =	0.1101	^ =	0.1623

Voyage GI Percentage Summary Graph

Veendam
 Post Date: 2009-0603
 Post Time: 10:26

Print Date: 2009-0610
 Print Time: 19:23
 Page: 6

Percentages



Voyage Dates


Crew Percent:	* =	0.0000	* =	0.0000	* =	0.0000	* =	0.0000	* =	0.5376	* =	0.0000	* =	0.0000	* =	0.0000
Pass Percent:	+	0.0000	+	0.0778	+	0.3356	+	0.5872	+	0.4112	+	0.0000	+	0.0754	+	0.0000
Comb Percent:	^ =	0.0000	^ =	0.0544	^ =	0.2284	^ =	0.3998	^ =	0.4510	^ =	0.0000	^ =	0.0525	^ =	0.0000

Voyage GI Percentage Summary Graph

Veendam
Post Date: 2009-0603
Post Time: 10:26

Print Date: 2009-0610
Print Time: 19:23
Page: 7

Percentages



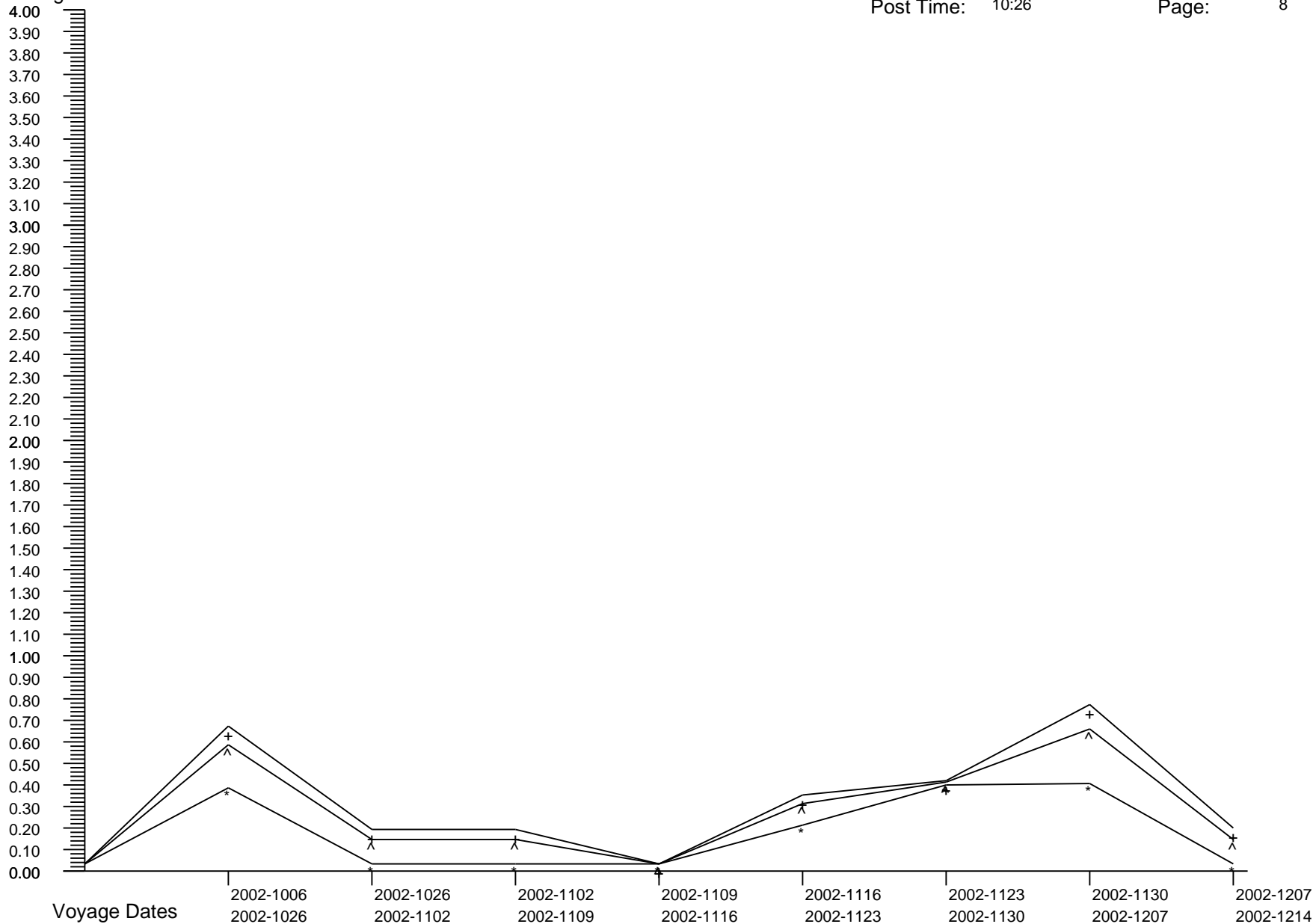
Crew Percent:	* =	0.0000	* =	0.0000	* =	0.0000	* =	0.0000	* =	0.0000	* =	0.0000	* =	0.0000	* =	0.0000	* =	0.0000
Pass Percent:	+ =	0.0000	+ =	0.0000	+ =	0.0000	+ =	0.0000	+ =	0.0000	+ =	0.0000	+ =	0.0000	+ =	0.0000	+ =	0.0000
Comb Percent:	^ =	0.0000	^ =	0.0000	^ =	0.0000	^ =	0.0000	^ =	0.0000	^ =	0.0000	^ =	0.0000	^ =	0.0000	^ =	0.0000

Voyage GI Percentage Summary Graph

Veendam
 Post Date: 2009-0603
 Post Time: 10:26

Print Date: 2009-0610
 Print Time: 19:23
 Page: 8

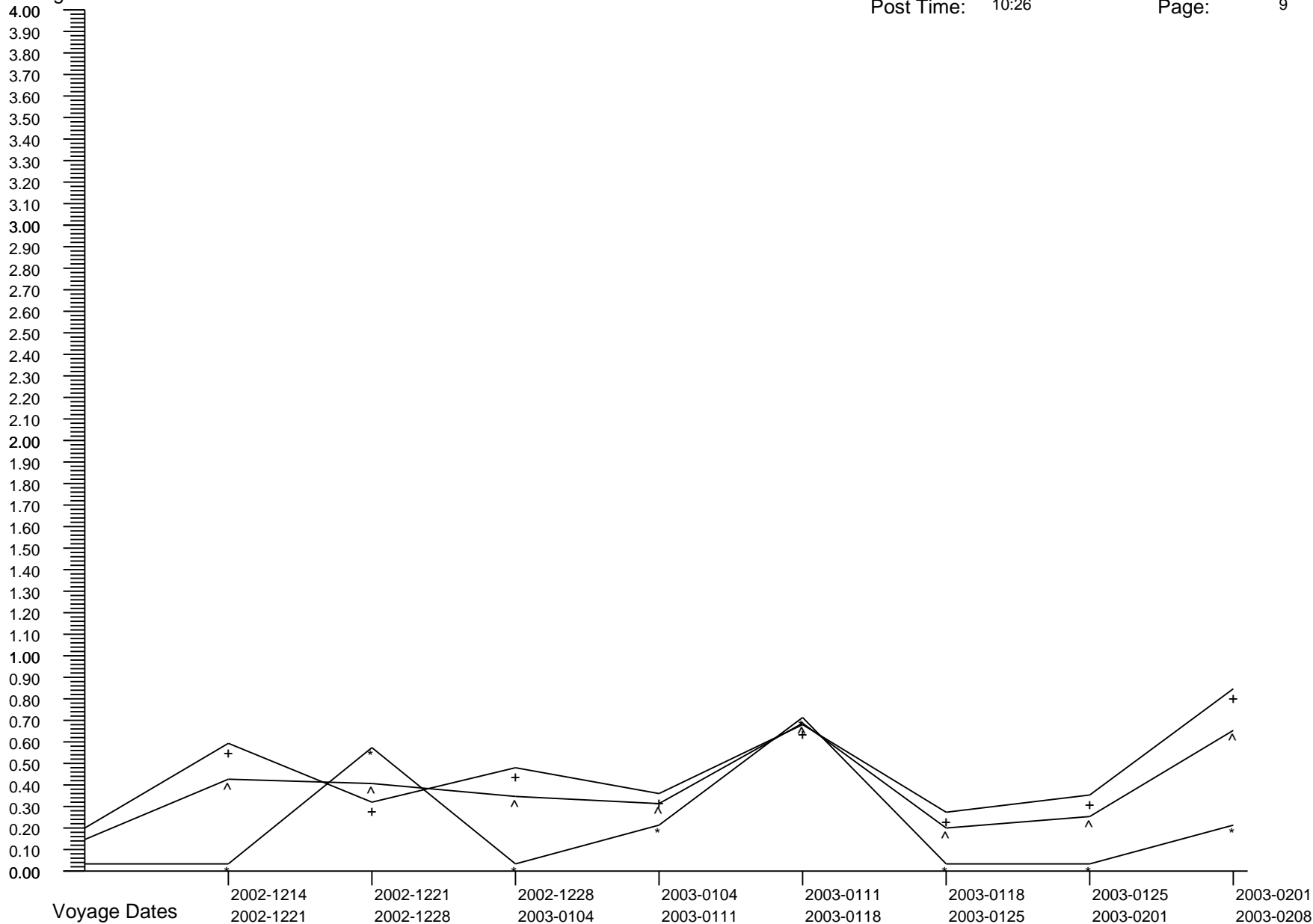
Percentages



Crew Percent:	* =	0.3527	* =	0.0000	* =	0.0000	* =	0.0000	* =	0.1828	* =	0.3643	* =	0.3724	* =	0.0000
Pass Percent:	+ =	0.6421	+ =	0.1609	+ =	0.1619	+ =	0.0000	+ =	0.3213	+ =	0.3891	+ =	0.7395	+ =	0.1642
Comb Percent:	^ =	0.5516	^ =	0.1108	^ =	0.1117	^ =	0.0000	^ =	0.2790	^ =	0.3817	^ =	0.6271	^ =	0.1140

Voyage GI Percentage Summary Graph

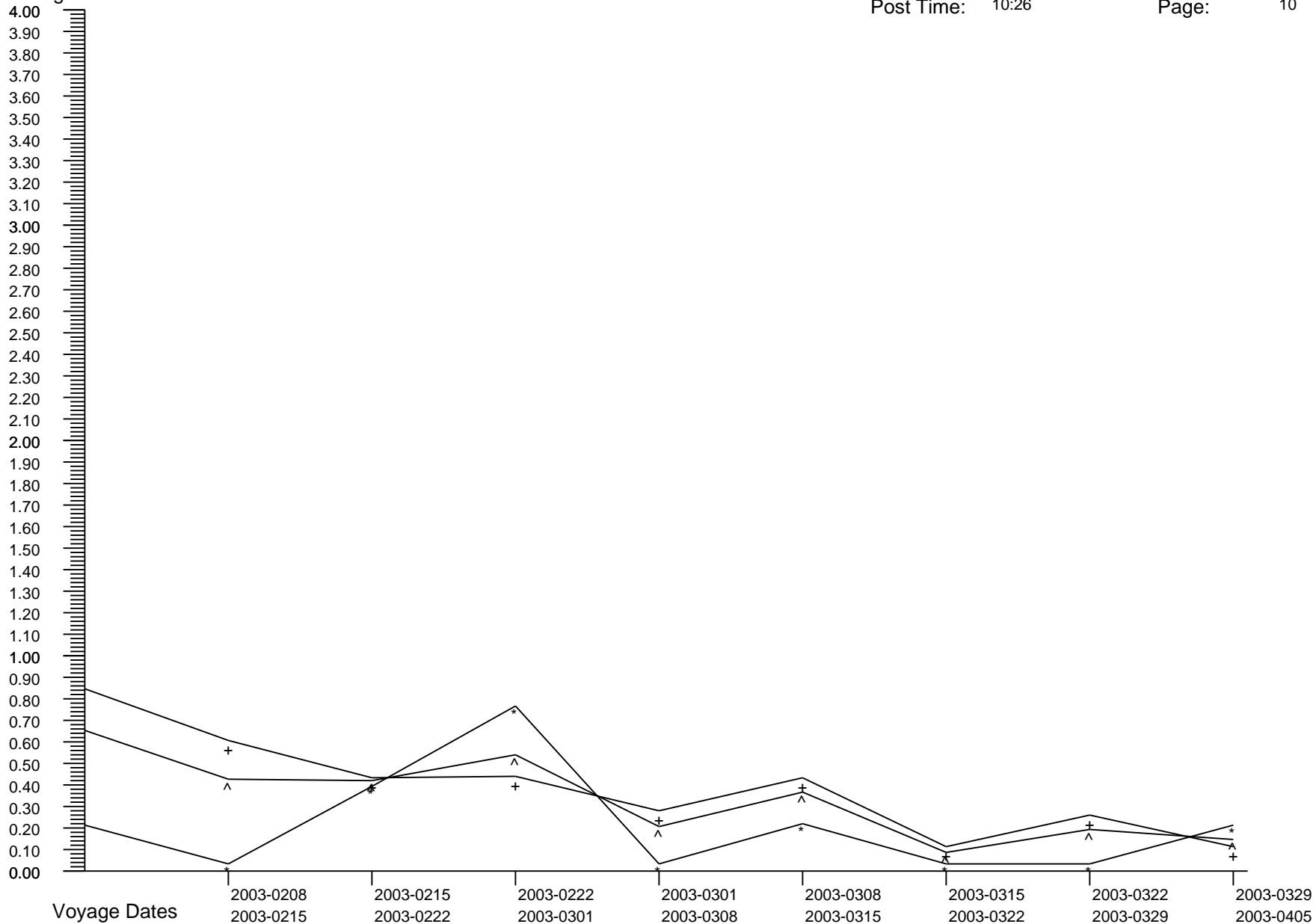
Percentages



Crew Percent:	* =	0.0000	* =	0.5367	* =	0.0000	* =	0.1812	* =	0.6791	* =	0.0000	* =	0.0000	* =	0.1812
Pass Percent:	+ =	0.5609	+ =	0.2863	+ =	0.4441	+ =	0.3247	+ =	0.6470	+ =	0.2412	+ =	0.3187	+ =	0.8163
Comb Percent:	^ =	0.3917	^ =	0.3734	^ =	0.3143	^ =	0.2803	^ =	0.6566	^ =	0.1672	^ =	0.2214	^ =	0.6190

Voyage GI Percentage Summary Graph

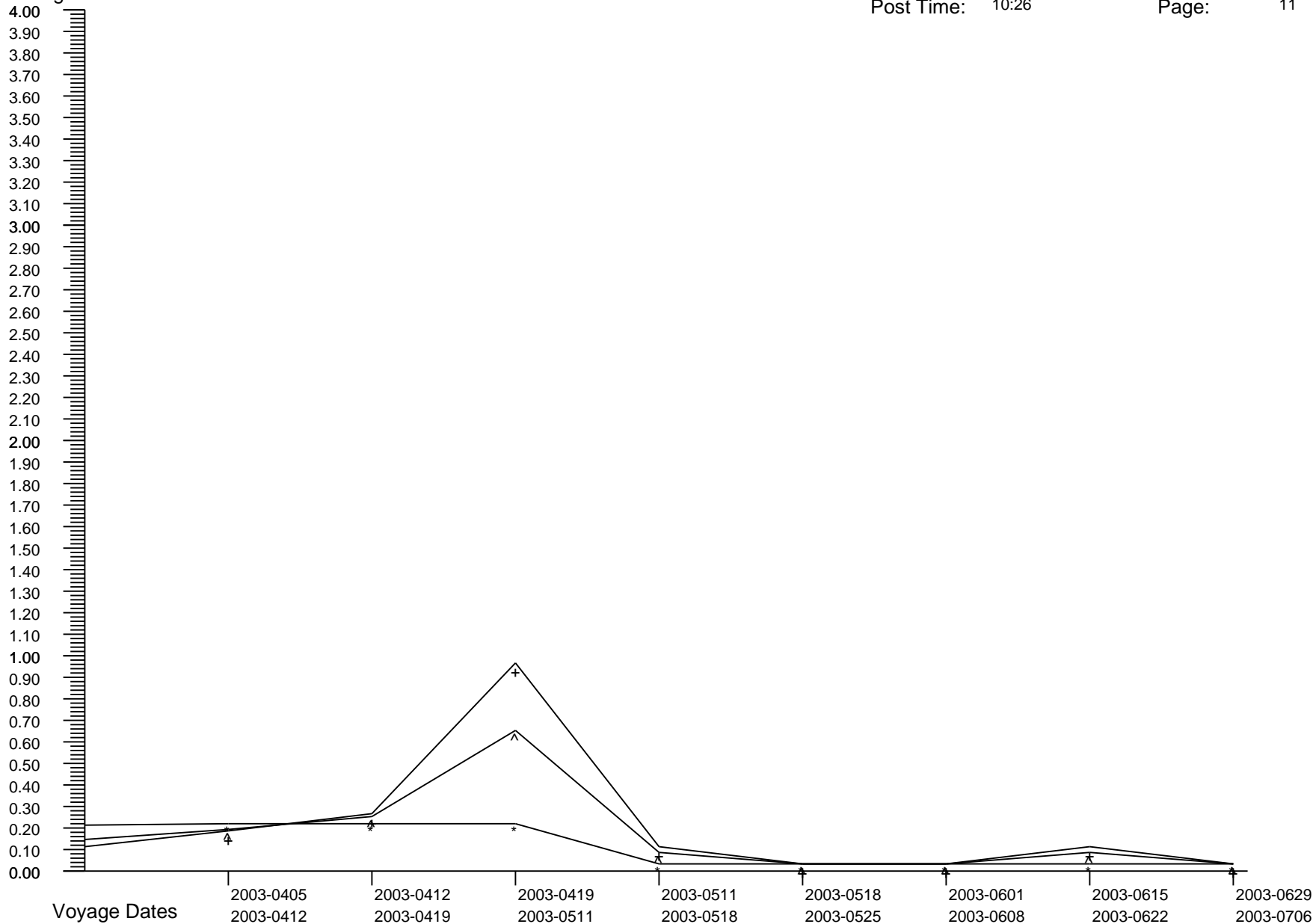
Percentages



Crew Percent:	* =	0.0000	* =	0.3591	* =	0.7339	* =	0.0000	* =	0.1838	* =	0.0000	* =	0.0000	* =	0.1825
Pass Percent:	+ =	0.5700	+ =	0.3968	+ =	0.4082	+ =	0.2473	+ =	0.3997	+ =	0.0774	+ =	0.2254	+ =	0.0793
Comb Percent:	^ =	0.3933	^ =	0.3853	^ =	0.5085	^ =	0.1706	^ =	0.3343	^ =	0.0544	^ =	0.1597	^ =	0.1106

Voyage GI Percentage Summary Graph

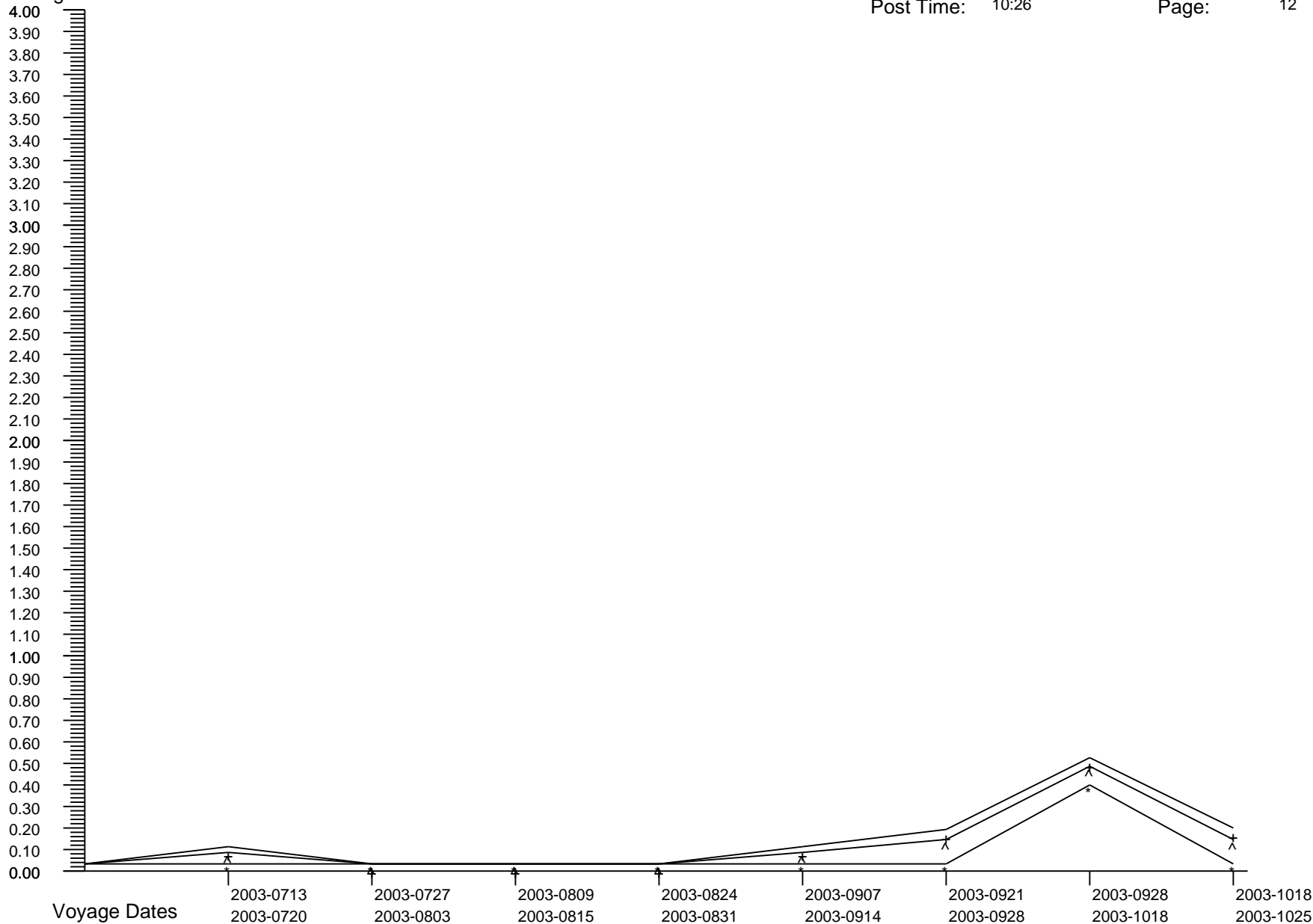
Percentages



Crew Percent:	* =	0.1842	* =	0.1898	* =	0.1855	* =	0.0000	* =	0.0000	* =	0.0000	* =	0.0000	* =	0.0000
Pass Percent:	+ =	0.1540	+ =	0.2315	+ =	0.9358	+ =	0.0789	+ =	0.0000	+ =	0.0000	+ =	0.0795	+ =	0.0000
Comb Percent:	^ =	0.1629	^ =	0.2194	^ =	0.6216	^ =	0.0553	^ =	0.0000	^ =	0.0000	^ =	0.0556	^ =	0.0000

Voyage GI Percentage Summary Graph

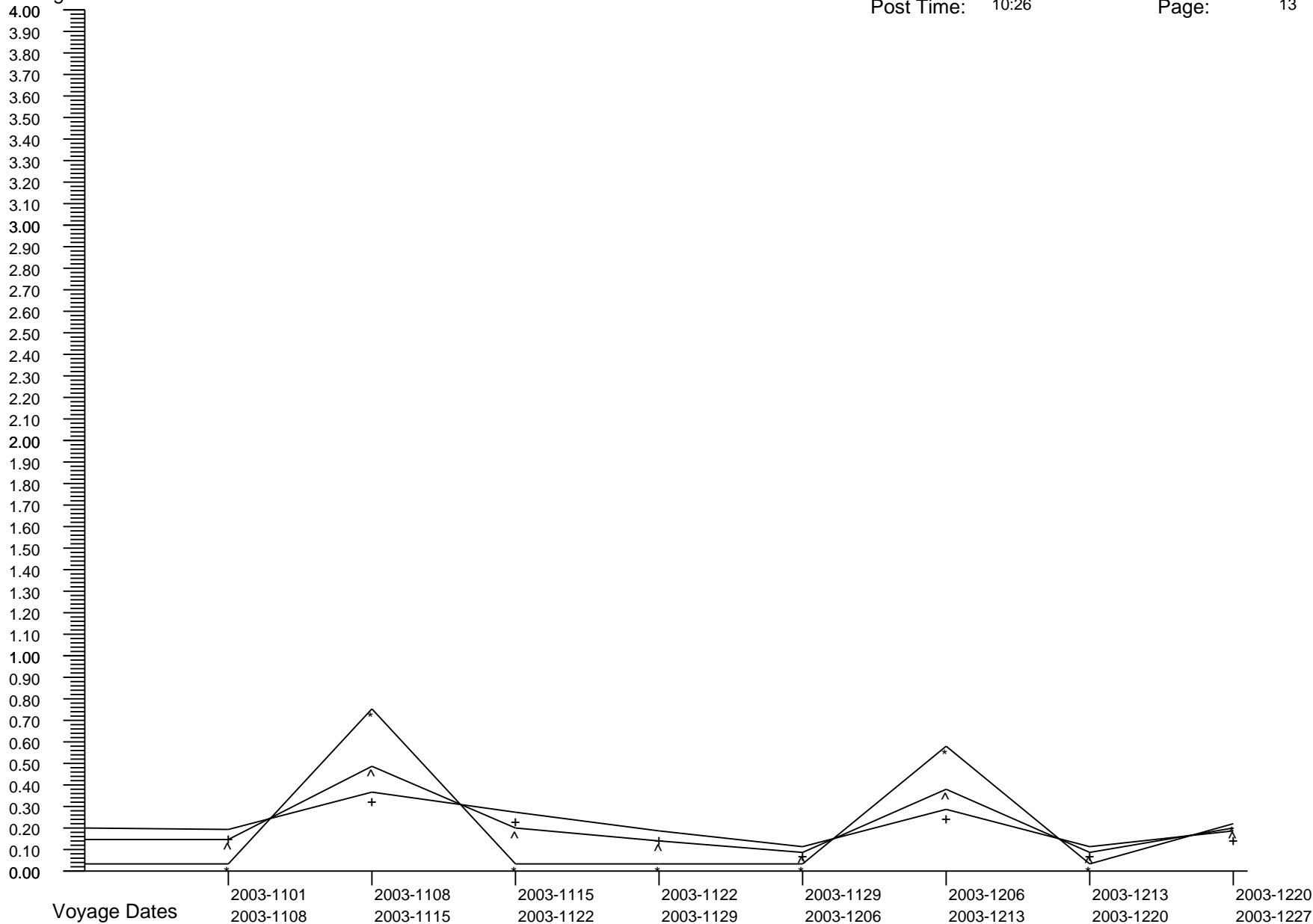
Percentages



	2003-0713	2003-0720	2003-0727	2003-0803	2003-0809	2003-0815	2003-0824	2003-0831	2003-0907	2003-0914	2003-0921	2003-0928	2003-1018
Crew Percent:	* = 0.0000	* = 0.0000	* = 0.0000	* = 0.0000	* = 0.0000	* = 0.0000	* = 0.0000	* = 0.0000	* = 0.0000	* = 0.0000	* = 0.0000	* = 0.3656	* = 0.0000
Pass Percent:	+ = 0.0770	+ = 0.0000	+ = 0.0000	+ = 0.0000	+ = 0.0000	+ = 0.0000	+ = 0.0000	+ = 0.0000	+ = 0.0818	+ = 0.1596	+ = 0.1596	+ = 0.4946	+ = 0.1643
Comb Percent:	^ = 0.0546	^ = 0.0000	^ = 0.0000	^ = 0.0000	^ = 0.0000	^ = 0.0000	^ = 0.0000	^ = 0.0000	^ = 0.0566	^ = 0.1111	^ = 0.1111	^ = 0.4545	^ = 0.1136

Voyage GI Percentage Summary Graph

Percentages



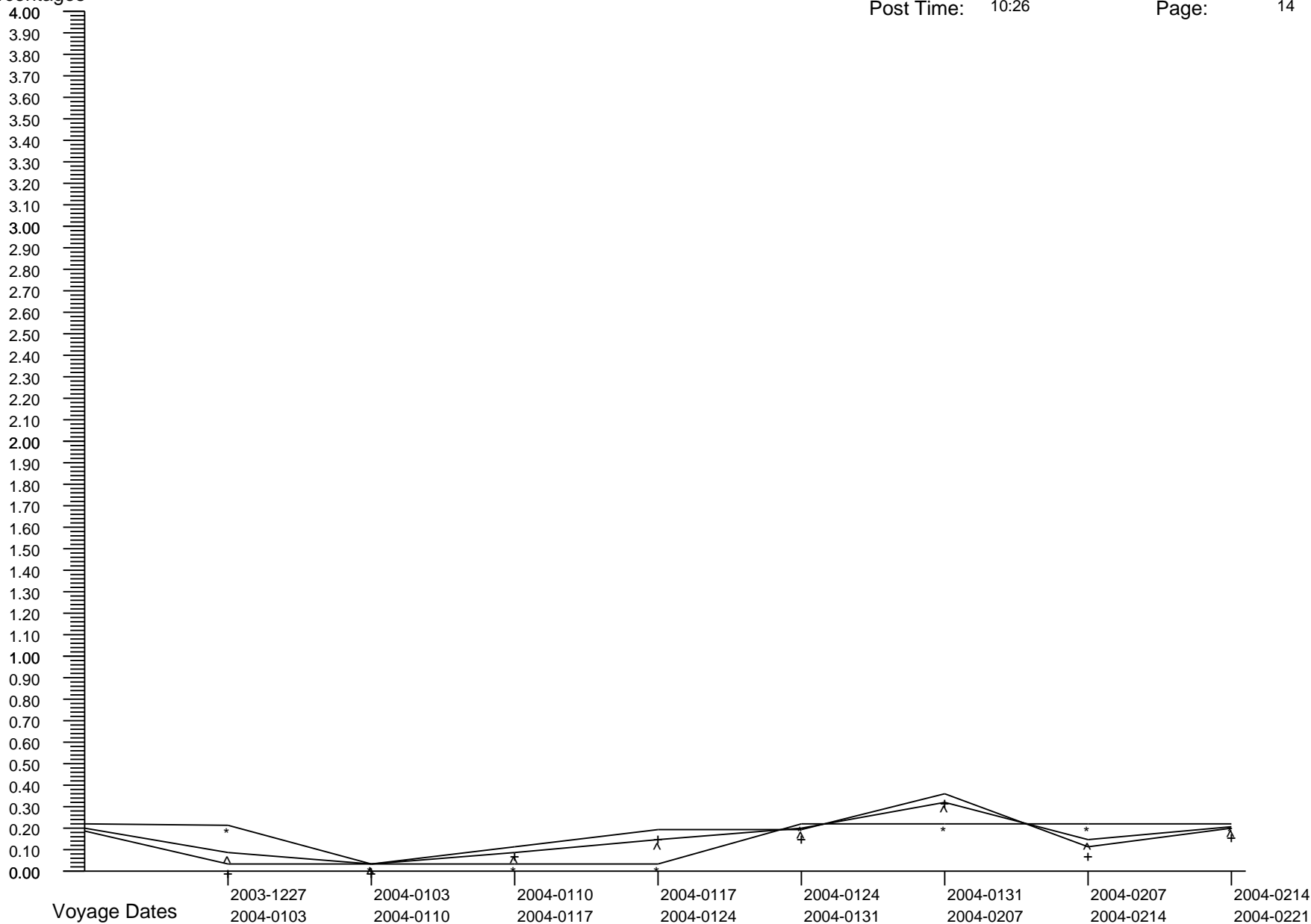
Crew Percent:	* =	0.0000	* =	0.7194	* =	0.0000	* =	0.0000	* =	0.0000	* =	0.5464	* =	0.0000	* =	0.1838
Pass Percent:	+ =	0.1627	+ =	0.3300	+ =	0.2427	+ =	0.1565	+ =	0.0801	+ =	0.2564	+ =	0.0790	+ =	0.1558
Comb Percent:	^ =	0.1125	^ =	0.4525	^ =	0.1676	^ =	0.1093	^ =	0.0556	^ =	0.3490	^ =	0.0554	^ =	0.1641

Voyage GI Percentage Summary Graph

Veendam
 Post Date: 2009-0603
 Post Time: 10:26

Print Date: 2009-0610
 Print Time: 19:23
 Page: 14

Percentages



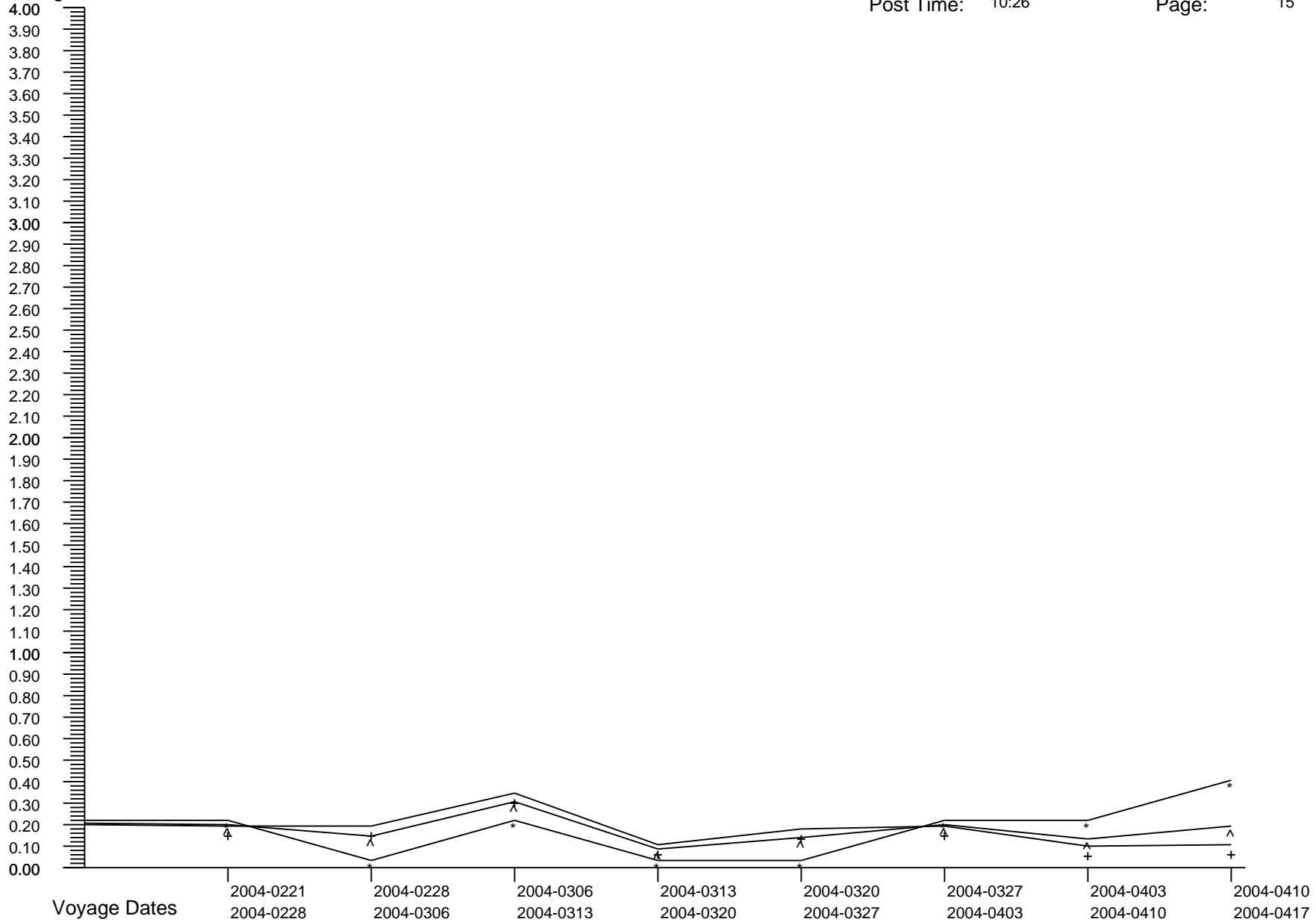
Crew Percent:	* =	0.1828	* =	0.0000	* =	0.0000	* =	0.0000	* =	0.1845	* =	0.1845	* =	0.1838	* =	0.1845
Pass Percent:	+ =	0.0000	+ =	0.0000	+ =	0.0814	+ =	0.1597	+ =	0.1574	+ =	0.3292	+ =	0.0786	+ =	0.1635
Comb Percent:	^ =	0.0525	^ =	0.0000	^ =	0.0564	^ =	0.1114	^ =	0.1655	^ =	0.2846	^ =	0.1101	^ =	0.1700

Voyage GI Percentage Summary Graph

Veendam
 Post Date: 2009-0603
 Post Time: 10:26

Print Date: 2009-0610
 Print Time: 19:23
 Page: 15


Percentages



Crew Percent:	* =	0.1873	* =	0.0000	* =	0.1842	* =	0.0000	* =	0.0000	* =	0.1859	* =	0.1873	* =	0.3711
Pass Percent:	+ =	0.1606	+ =	0.1623	+ =	0.3142	+ =	0.0724	+ =	0.1445	+ =	0.1572	+ =	0.0684	+ =	0.0736
Comb Percent:	^ =	0.1686	^ =	0.1133	^ =	0.2753	^ =	0.0521	^ =	0.1043	^ =	0.1657	^ =	0.1002	^ =	0.1581

Voyage GI Percentage Summary Graph

Percentages

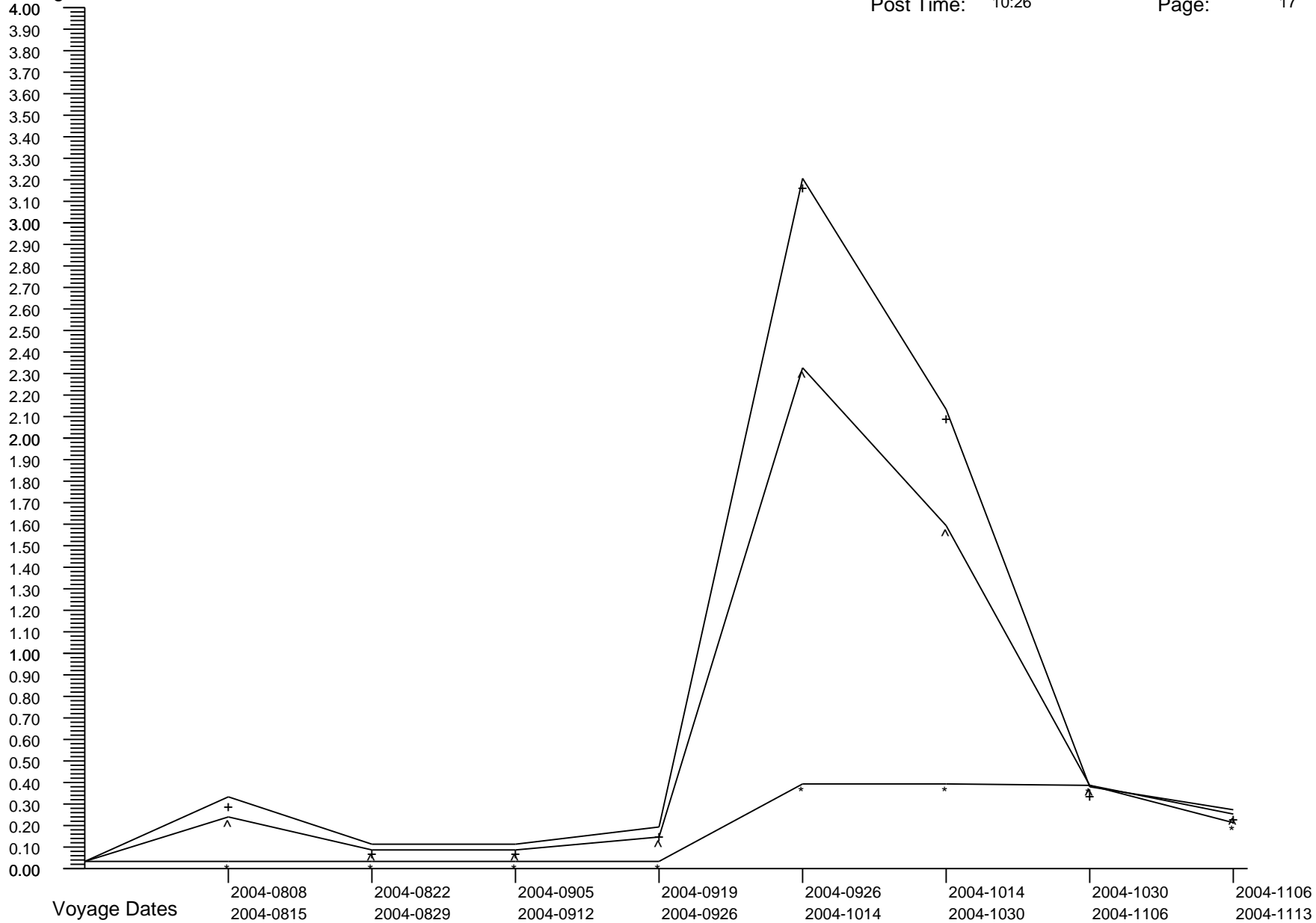


Voyage Dates	2004-0417	2004-0512	2004-0516	2004-0530	2004-0613	2004-0627	2004-0711	2004-0725
	2004-0505	2004-0519	2004-0523	2004-0606	2004-0620	2004-0704	2004-0718	2004-0801

Crew Percent:	* =	1.2567	* =	0.0000	* =	0.0000	* =	0.0000	* =	0.0000	* =	0.0000	* =	0.0000	* =	0.0000	* =	0.0000	* =	0.0000
Pass Percent:	+	7.3506	+	0.0000	+	0.0000	+	0.0000	+	0.0000	+	0.0756	+	0.0000	+	0.0000	+	0.0000	+	0.0000
Comb Percent:	^ =	5.4596	^ =	0.0000	^ =	0.0000	^ =	0.0000	^ =	0.0000	^ =	0.0533	^ =	0.0000	^ =	0.0000	^ =	0.0000	^ =	0.0000

Voyage GI Percentage Summary Graph

Percentages



Crew Percent:	* =	0.0000	* =	0.0000	* =	0.0000	* =	0.0000	* =	0.3591	* =	0.3597	* =	0.3546	* =	0.1776
Pass Percent:	+ =	0.2976	+ =	0.0803	+ =	0.0805	+ =	0.1599	+ =	3.1707	+ =	2.1002	+ =	0.3497	+ =	0.2389
Comb Percent:	^ =	0.2081	^ =	0.0553	^ =	0.0554	^ =	0.1104	^ =	2.2943	^ =	1.5608	^ =	0.3513	^ =	0.2199

Voyage GI Percentage Summary Graph

Percentages

4.00
3.90
3.80
3.70
3.60
3.50
3.40
3.30
3.20
3.10
3.00
2.90
2.80
2.70
2.60
2.50
2.40
2.30
2.20
2.10
2.00
1.90
1.80
1.70
1.60
1.50
1.40
1.30
1.20
1.10
1.00
0.90
0.80
0.70
0.60
0.50
0.40
0.30
0.20
0.10
0.00

Voyage Dates

2004-1113 2004-1120 2004-1204 2004-1211 2004-1226 2005-0103 2005-0103 2005-0115 2005-0115 2005-0129 2005-0129 2005-0205

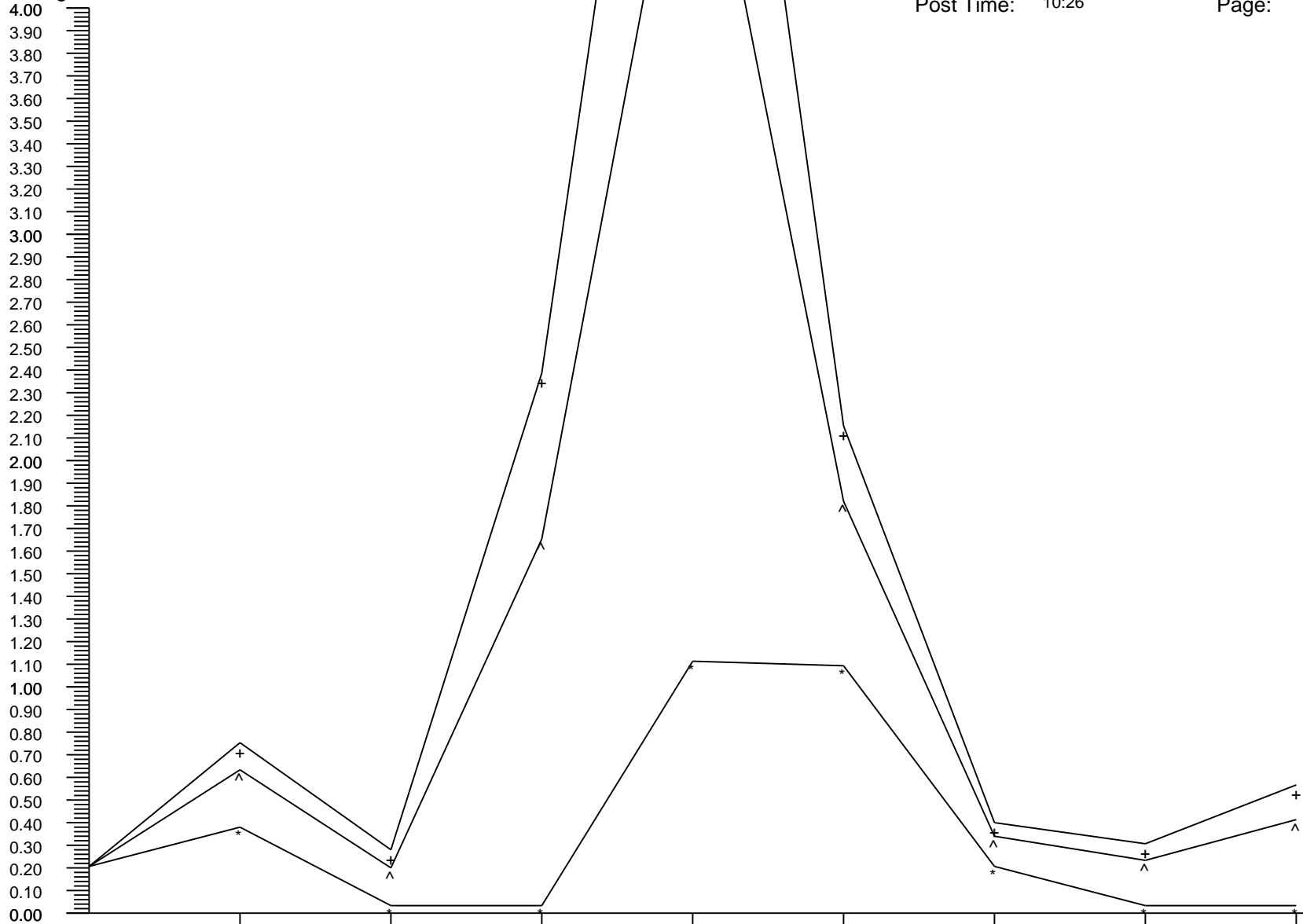
Crew Percent:	* =	0.1779	* =	0.3546	* =	0.1761	* =	0.5236	* =	0.0000	* =	1.2259	* =	6.1644	* =	0.1736
Pass Percent:	+ =	0.6728	+ =	1.0797	+ =	0.4036	+ =	0.0827	+ =	0.0762	+ =	0.0000	+ =	17.8194	+ =	0.1736
Comb Percent:	^ =	0.5140	^ =	0.8484	^ =	0.3320	^ =	0.2245	^ =	0.0528	^ =	0.3874	^ =	14.0651	^ =	0.1736

Voyage GI Percentage Summary Graph

Veendam
 Post Date: 2009-0603
 Post Time: 10:26

Print Date: 2009-0610
 Print Time: 19:23
 Page: 19

Percentages



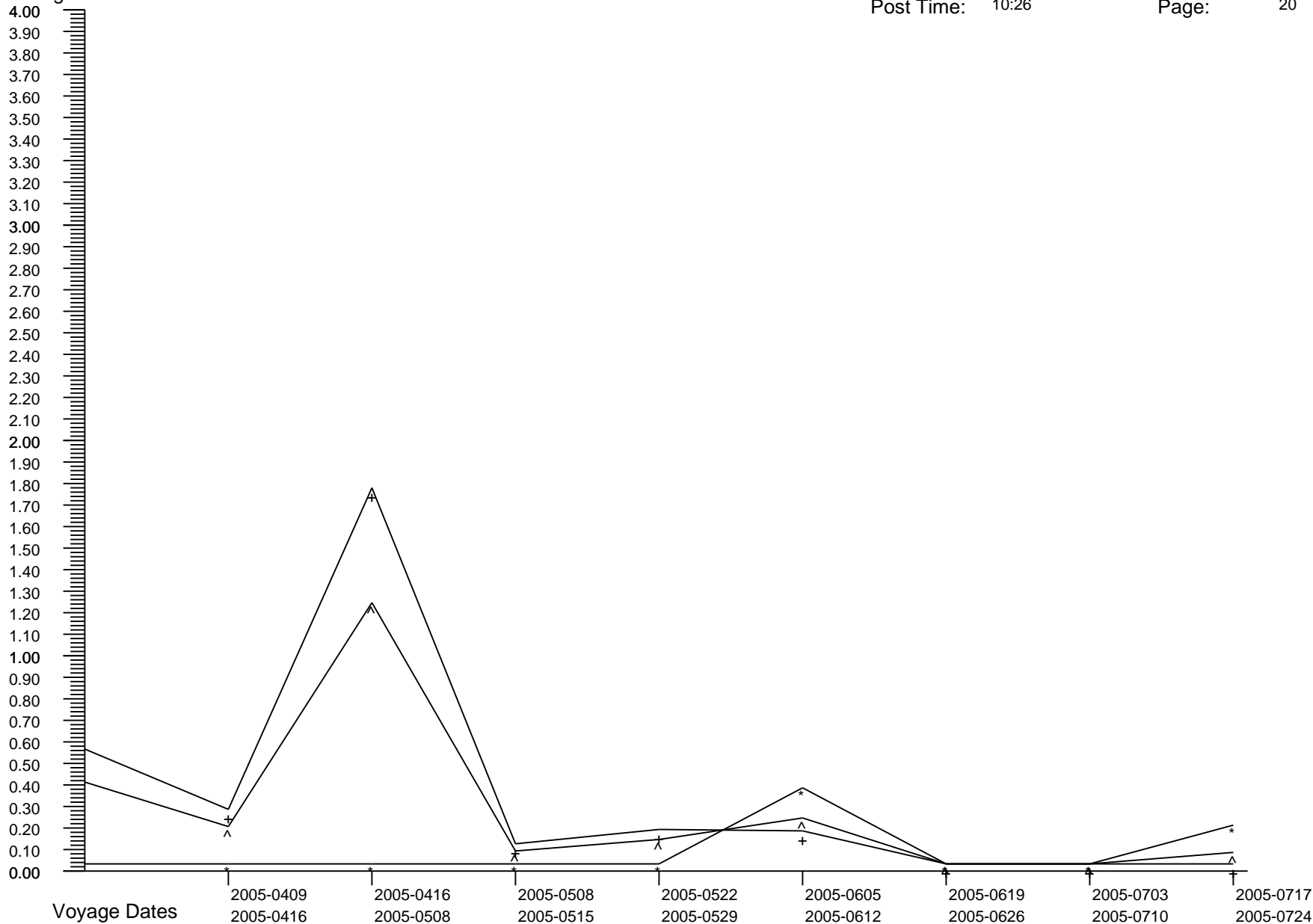
Voyage Dates

2005-0205 2005-0212 2005-0219 2005-0226 2005-0305 2005-0312 2005-0319 2005-0326 2005-0402 2005-0409

Crew Percent:	* =	0.3454	* =	0.0000	* =	0.0000	* =	1.0830	* =	1.0619	* =	0.1748	* =	0.0000	* =	0.0000
Pass Percent:	+ =	0.7217	+ =	0.2441	+ =	2.3539	+ =	6.9455	+ =	2.1224	+ =	0.3642	+ =	0.2755	+ =	0.5364
Comb Percent:	^ =	0.6024	^ =	0.1671	^ =	1.6183	^ =	5.1620	^ =	1.7877	^ =	0.3085	^ =	0.1978	^ =	0.3767

Voyage GI Percentage Summary Graph

Percentages



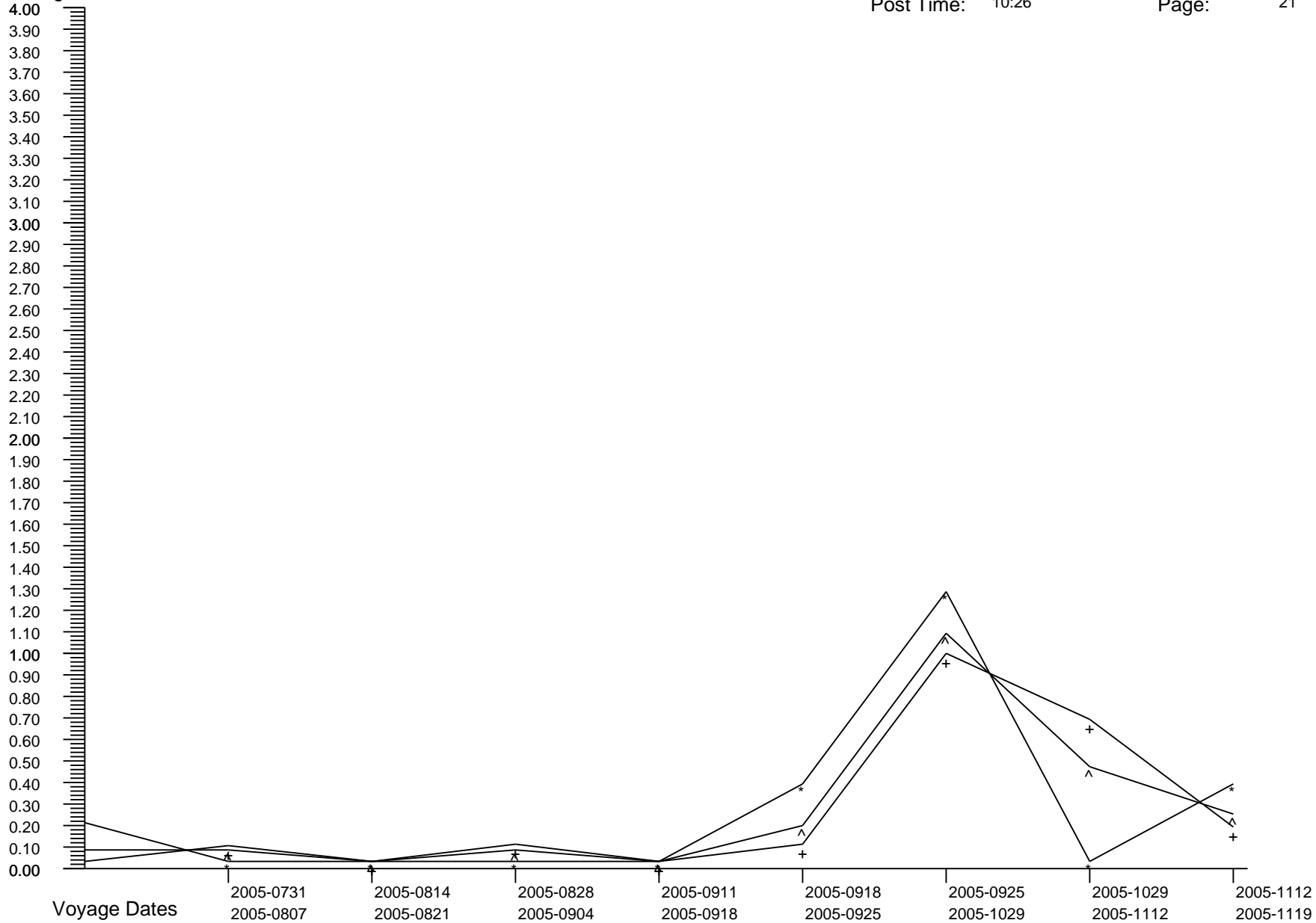
Crew Percent:	* =	0.0000	* =	0.0000	* =	0.0000	* =	0.0000	* =	0.3534	* =	0.0000	* =	0.0000	* =	0.1776
Pass Percent:	+ =	0.2536	+ =	1.7474	+ =	0.0935	+ =	0.1606	+ =	0.1561	+ =	0.0000	+ =	0.0000	+ =	0.0000
Comb Percent:	^ =	0.1719	^ =	1.2121	^ =	0.0609	^ =	0.1104	^ =	0.2166	^ =	0.0000	^ =	0.0000	^ =	0.0538

Voyage GI Percentage Summary Graph

Veendam
 Post Date: 2009-0603
 Post Time: 10:26

Print Date: 2009-0610
 Print Time: 19:23
 Page: 21

Percentages



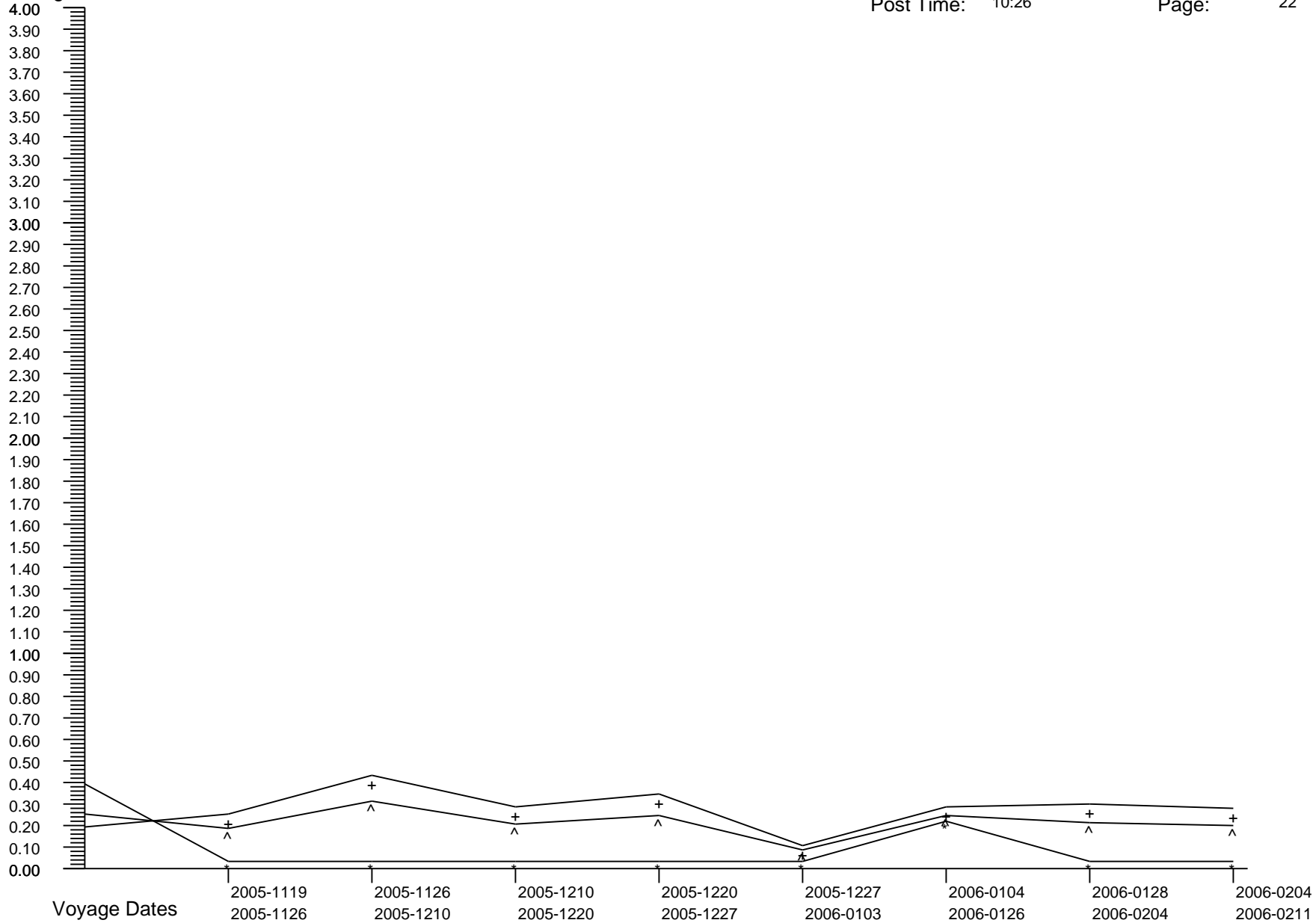
Crew Percent:	* =	0.0000	* =	0.0000	* =	0.0000	* =	0.0000	* =	0.3604	* =	1.2522	* =	0.0000	* =	0.3617
Pass Percent:	+ =	0.0749	+ =	0.0000	+ =	0.0814	+ =	0.0000	+ =	0.0806	+ =	0.9692	+ =	0.6633	+ =	0.1609
Comb Percent:	^ =	0.0527	^ =	0.0000	^ =	0.0559	^ =	0.0000	^ =	0.1670	^ =	1.0626	^ =	0.4432	^ =	0.2227

Voyage GI Percentage Summary Graph

Veendam
 Post Date: 2009-0603
 Post Time: 10:26

Print Date: 2009-0610
 Print Time: 19:23
 Page: 22

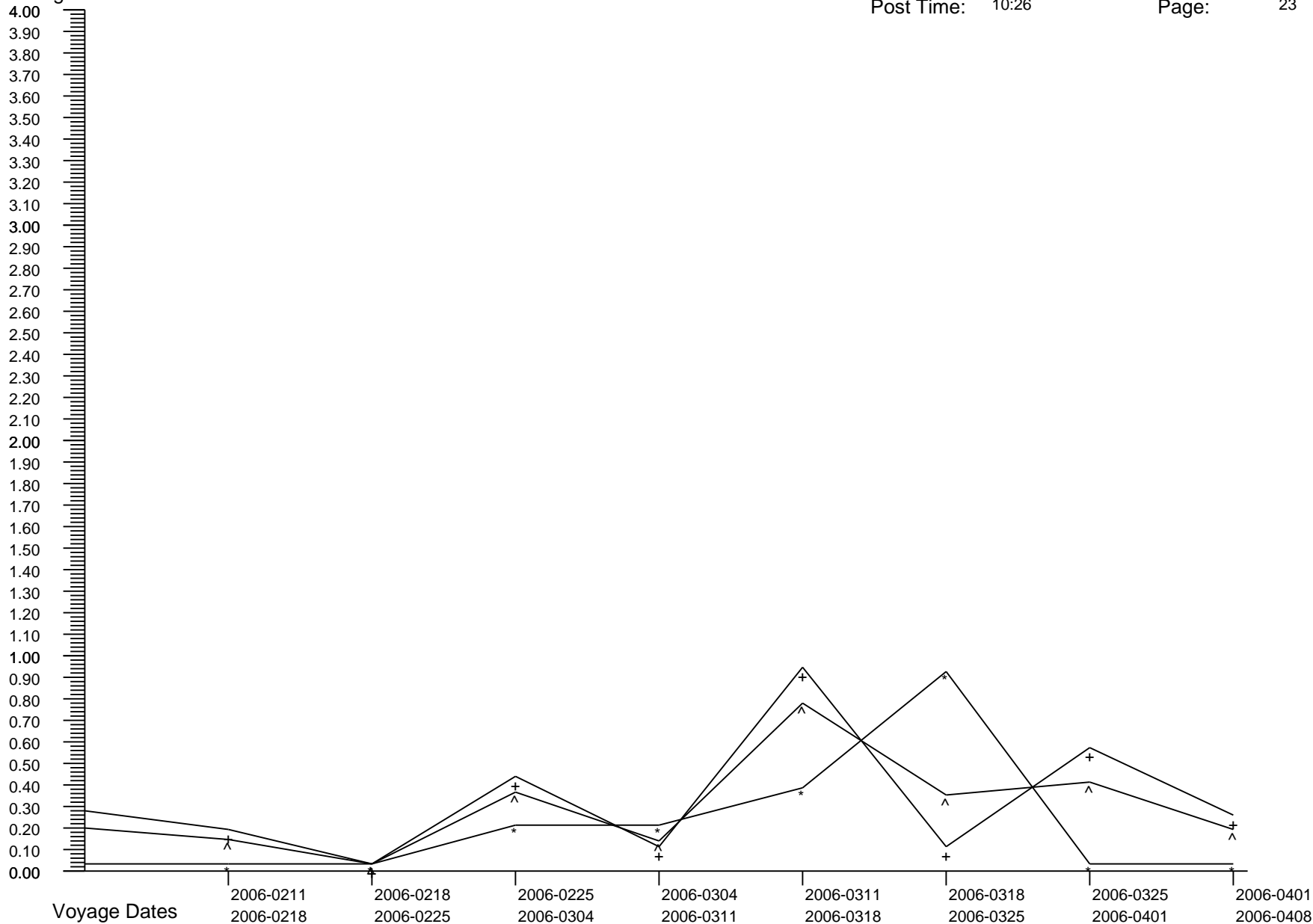
Percentages



Crew Percent:	* =	0.0000	* =	0.0000	* =	0.0000	* =	0.0000	* =	0.0000	* =	0.1862	* =	0.0000	* =	0.0000
Pass Percent:	+ =	0.2188	+ =	0.4032	+ =	0.2506	+ =	0.3110	+ =	0.0719	+ =	0.2500	+ =	0.2688	+ =	0.2441
Comb Percent:	^ =	0.1553	^ =	0.2803	^ =	0.1709	^ =	0.2163	^ =	0.0508	^ =	0.2134	^ =	0.1786	^ =	0.1666

Voyage GI Percentage Summary Graph

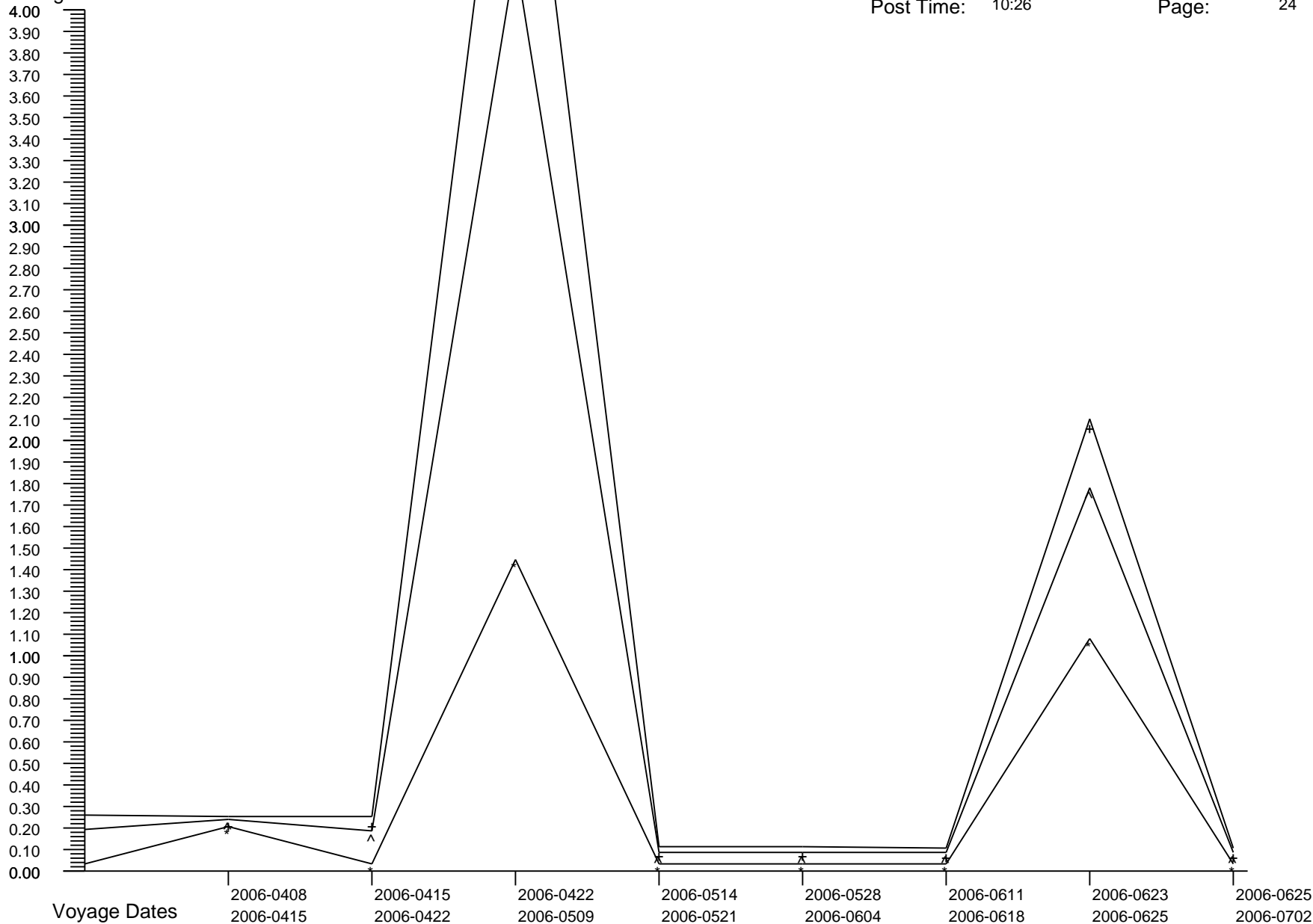
Percentages



Crew Percent:	* =	0.0000	* =	0.0000	* =	0.1789	* =	0.1767	* =	0.3546	* =	0.8913	* =	0.0000	* =	0.0000
Pass Percent:	+ =	0.1590	+ =	0.0000	+ =	0.4042	+ =	0.0790	+ =	0.9112	+ =	0.0772	+ =	0.5397	+ =	0.2299
Comb Percent:	^ =	0.1101	^ =	0.0000	^ =	0.3341	^ =	0.1092	^ =	0.7443	^ =	0.3233	^ =	0.3776	^ =	0.1609

Voyage GI Percentage Summary Graph

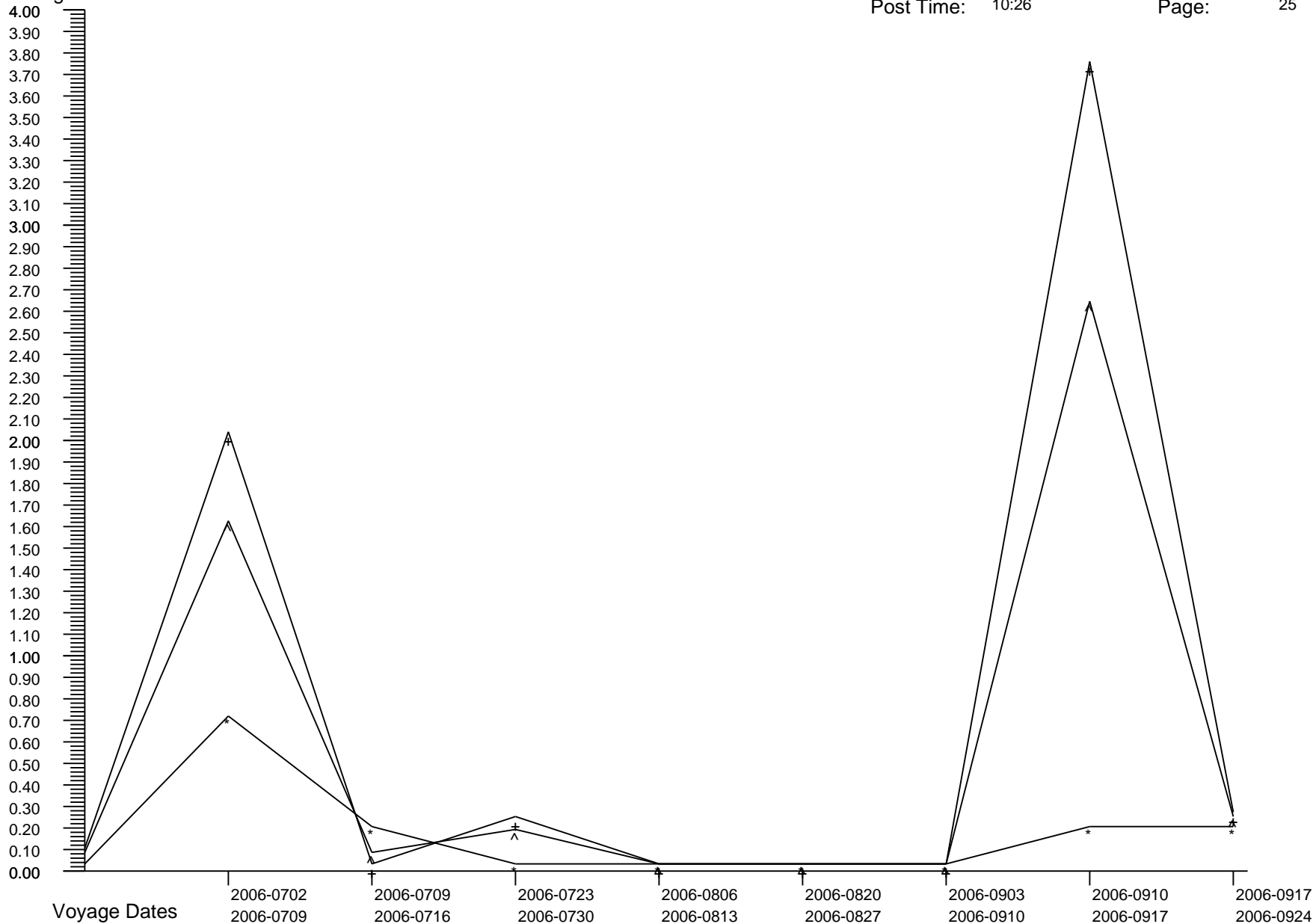
Percentages



Crew Percent:	* =	0.1751	* =	0.0000	* =	1.4134	* =	0.0000	* =	0.0000	* =	0.0000	* =	1.0435	* =	0.0000
Pass Percent:	+ =	0.2230	+ =	0.2180	+ =	5.5189	+ =	0.0813	+ =	0.0781	+ =	0.0761	+ =	2.0635	+ =	0.0748
Comb Percent:	^ =	0.2088	^ =	0.1542	^ =	4.2135	^ =	0.0552	^ =	0.0538	^ =	0.0532	^ =	1.7439	^ =	0.0522

Voyage GI Percentage Summary Graph

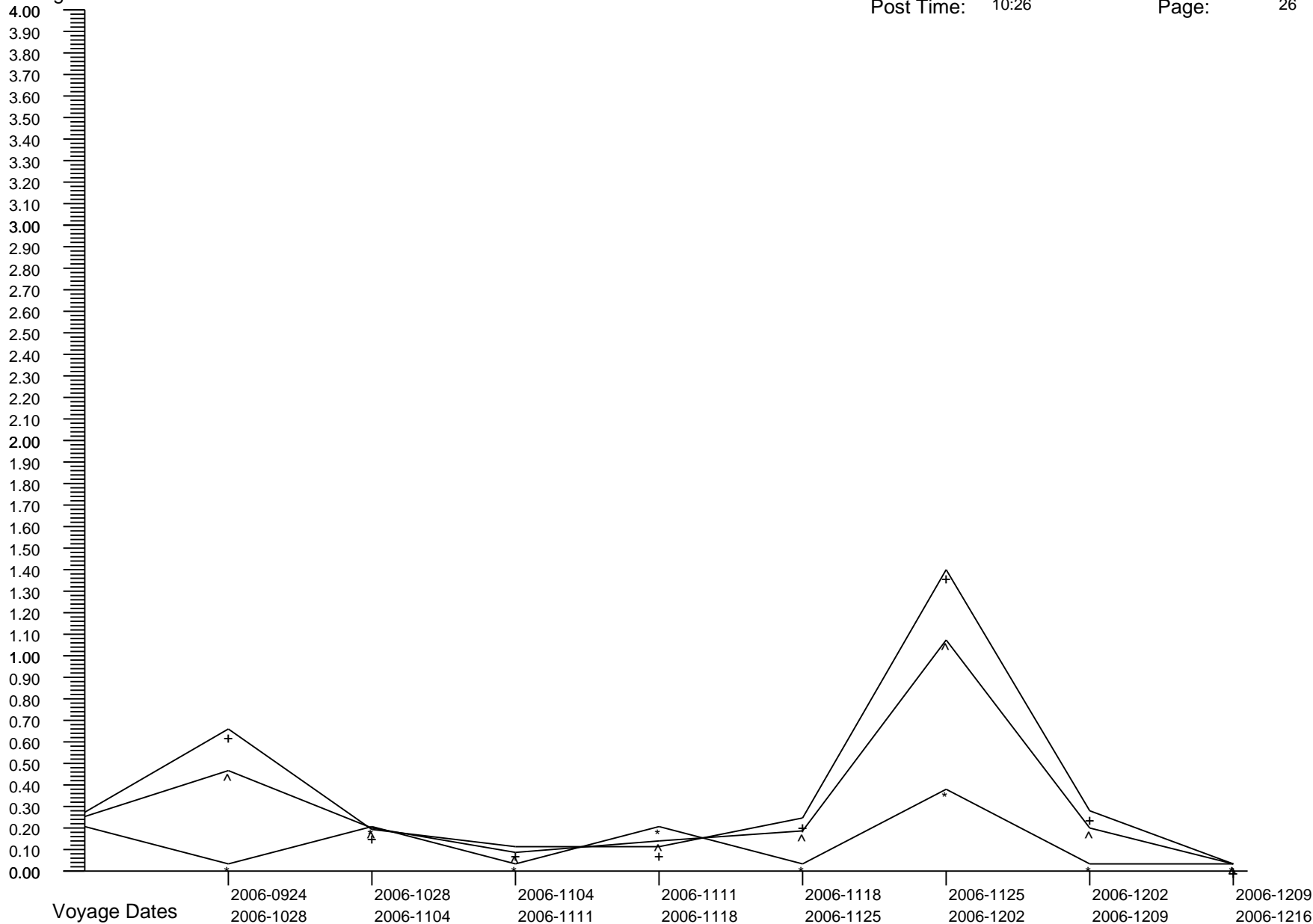
Percentages



Crew Percent:	* =	0.6861	* =	0.1704	* =	0.0000	* =	0.0000	* =	0.0000	* =	0.0000	* =	0.1745	* =	0.1730
Pass Percent:	+ =	2.0062	+ =	0.0000	+ =	0.2224	+ =	0.0000	+ =	0.0000	+ =	0.0000	+ =	3.7242	+ =	0.2375
Comb Percent:	^ =	1.5966	^ =	0.0523	^ =	0.1570	^ =	0.0000	^ =	0.0000	^ =	0.0000	^ =	2.6158	^ =	0.2173

Voyage GI Percentage Summary Graph

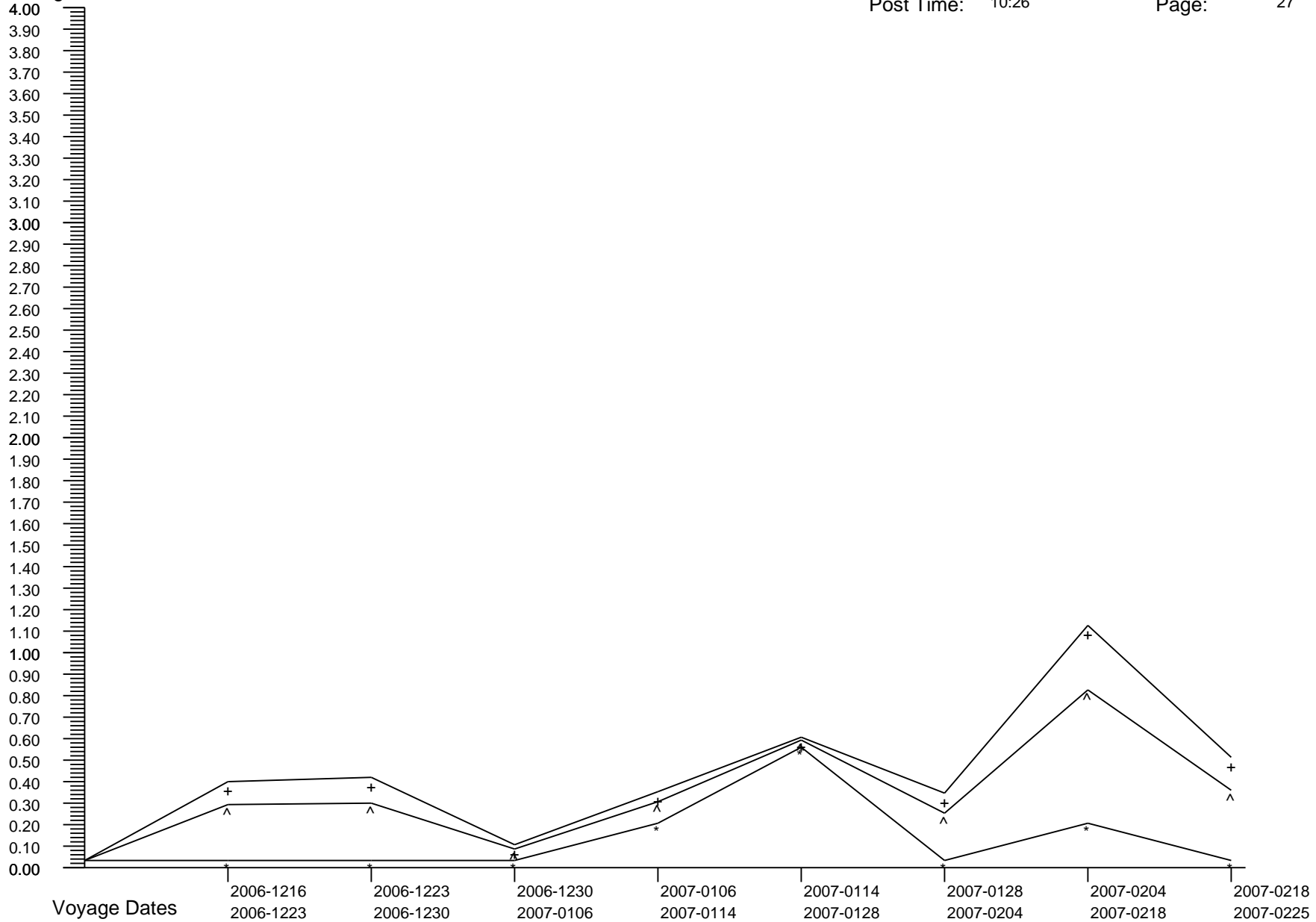
Percentages



Crew Percent:	* =	0.0000	* =	0.1727	* =	0.0000	* =	0.1742	* =	0.0000	* =	0.3454	* =	0.0000	* =	0.0000
Pass Percent:	+ =	0.6294	+ =	0.1603	+ =	0.0797	+ =	0.0792	+ =	0.2160	+ =	1.3677	+ =	0.2441	+ =	0.0000
Comb Percent:	^ =	0.4343	^ =	0.1642	^ =	0.0546	^ =	0.1089	^ =	0.1521	^ =	1.0428	^ =	0.1659	^ =	0.0000

Voyage GI Percentage Summary Graph

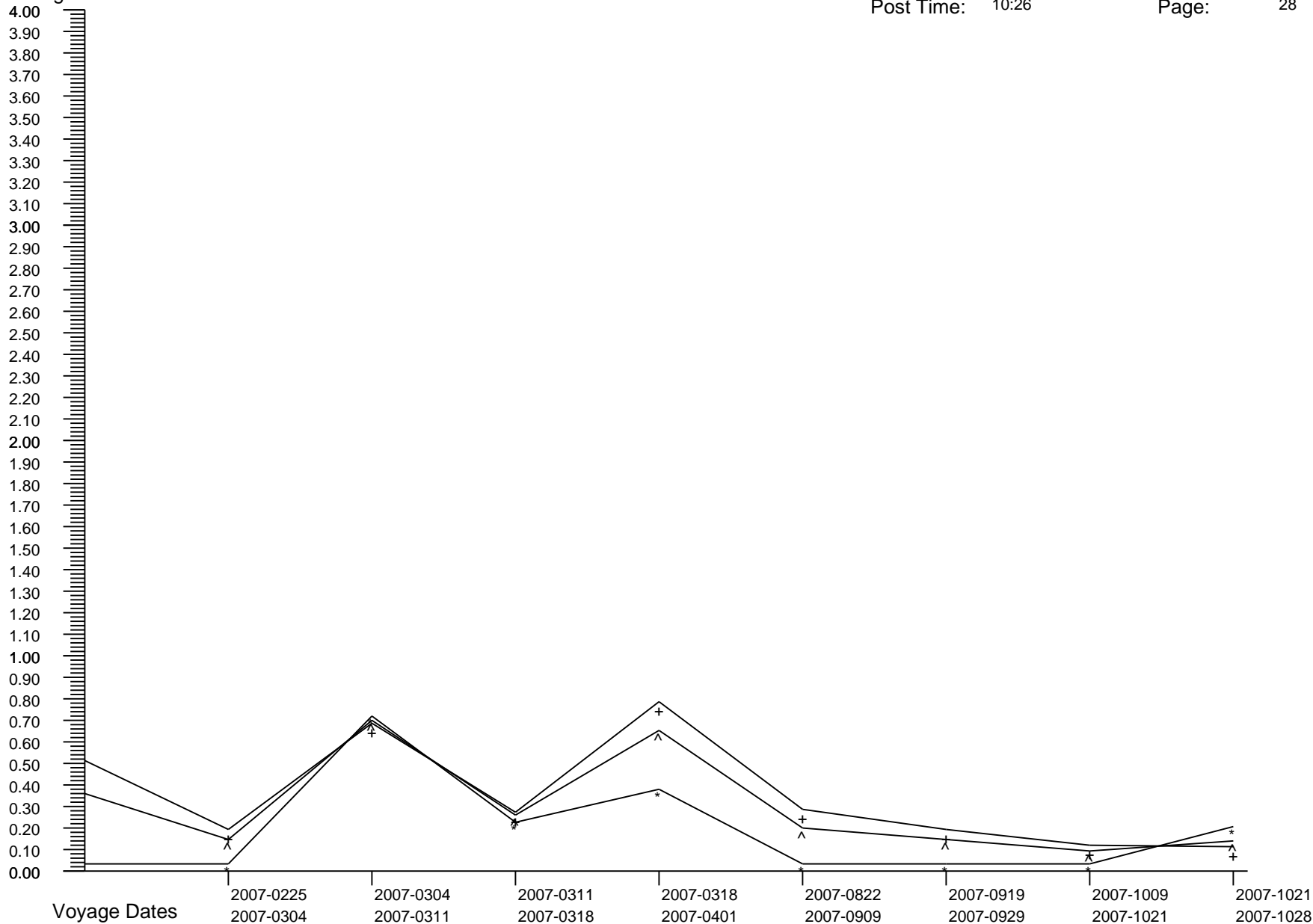
Percentages



Crew Percent:	* =	0.0000	* =	0.0000	* =	0.0000	* =	0.1742	* =	0.5236	* =	0.0000	* =	0.1745	* =	0.0000
Pass Percent:	+ =	0.3674	+ =	0.3873	+ =	0.0752	+ =	0.3231	+ =	0.5733	+ =	0.3165	+ =	1.0934	+ =	0.4800
Comb Percent:	^ =	0.2579	^ =	0.2667	^ =	0.0523	^ =	0.2759	^ =	0.5574	^ =	0.2174	^ =	0.7946	^ =	0.3279

Voyage GI Percentage Summary Graph

Percentages

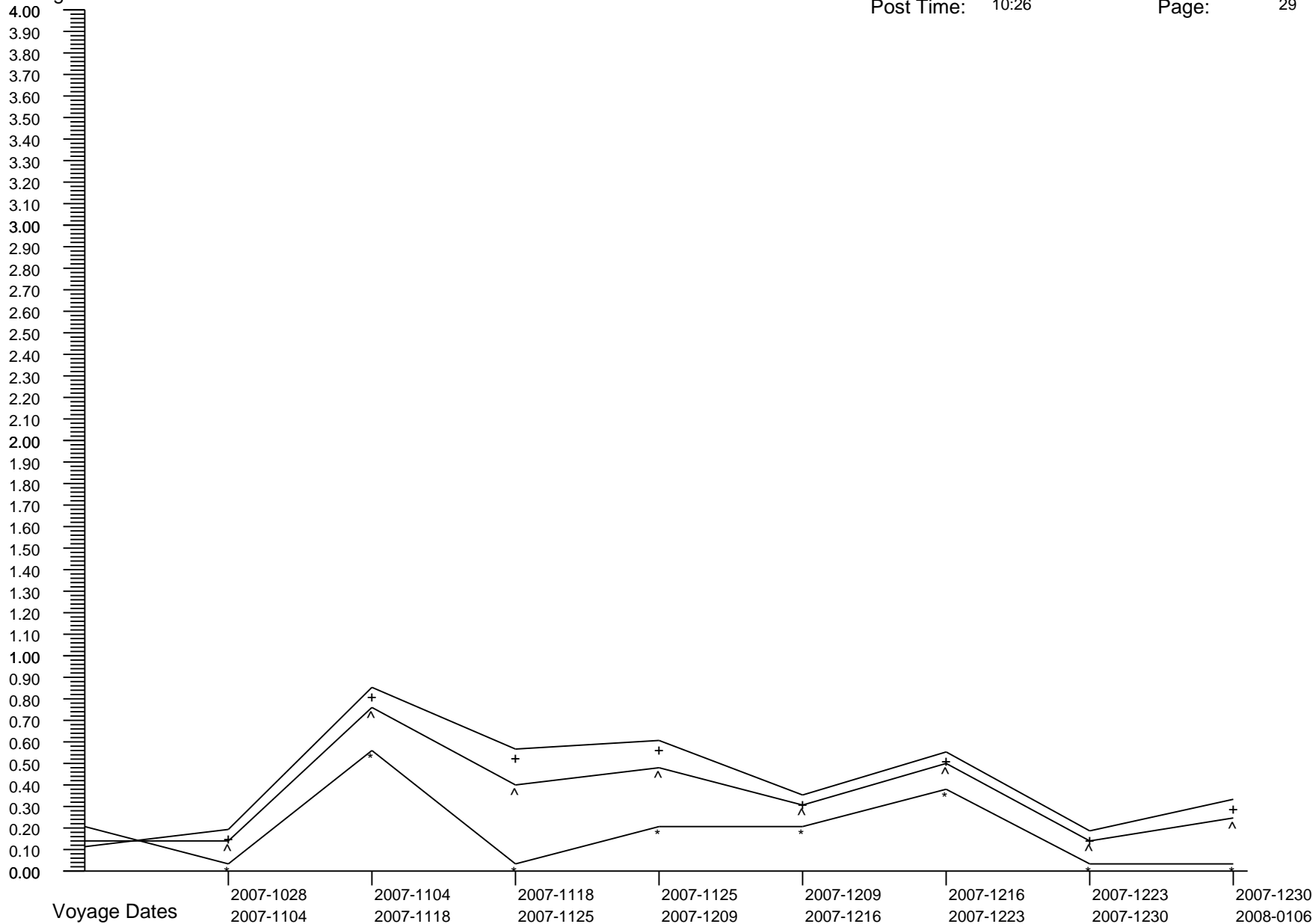


Voyage Dates: 2007-0225, 2007-0304, 2007-0311, 2007-0318, 2007-0401, 2007-0822, 2007-0909, 2007-0929, 2007-1009, 2007-1021, 2007-1028

Crew Percent:	* =	0.0000	* =	0.6885	* =	0.1919	* =	0.3497	* =	0.0000	* =	0.0000	* =	0.0000	* =	0.1745
Pass Percent:	+ =	0.1633	+ =	0.6541	+ =	0.2373	+ =	0.7525	+ =	0.2502	+ =	0.1630	+ =	0.0854	+ =	0.0797
Comb Percent:	^ =	0.1110	^ =	0.6652	^ =	0.2241	^ =	0.6222	^ =	0.1688	^ =	0.1111	^ =	0.0574	^ =	0.1095

Voyage GI Percentage Summary Graph

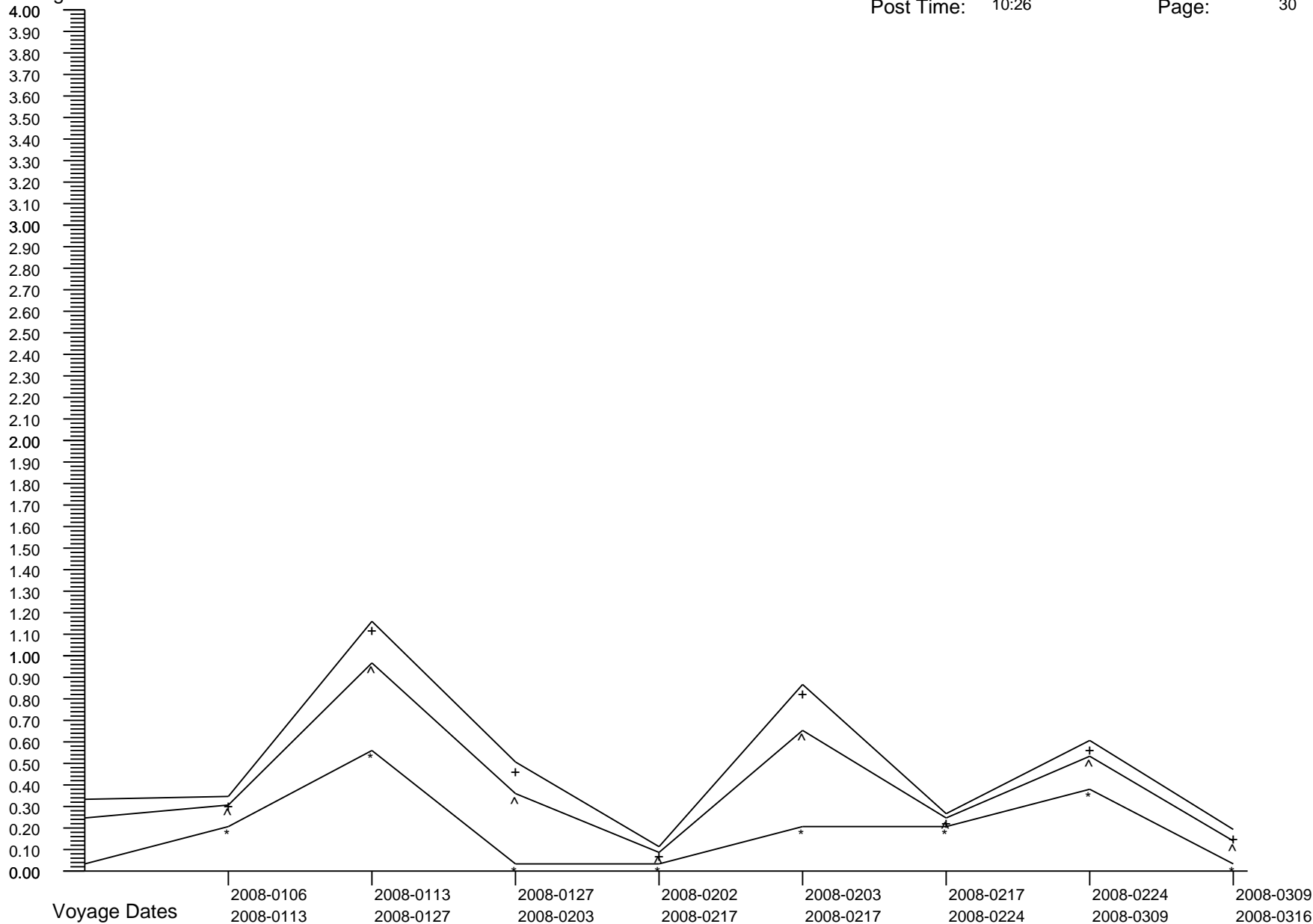
Percentages



Crew Percent:	* =	0.0000	* =	0.5263	* =	0.0000	* =	0.1721	* =	0.1730	* =	0.3484	* =	0.0000	* =	0.0000
Pass Percent:	+ =	0.1592	+ =	0.8170	+ =	0.5307	+ =	0.5757	+ =	0.3197	+ =	0.5216	+ =	0.1527	+ =	0.3005
Comb Percent:	^ =	0.1092	^ =	0.7246	^ =	0.3684	^ =	0.4452	^ =	0.2734	^ =	0.4697	^ =	0.1062	^ =	0.2104

Voyage GI Percentage Summary Graph

Percentages




Crew Percent:	* =	0.1754	* =	0.5263	* =	0.0000	* =	0.0000	* =	0.1736	* =	0.1754	* =	0.3466	* =	0.0000
Pass Percent:	+ =	0.3140	+ =	1.1236	+ =	0.4762	+ =	0.0831	+ =	0.8313	+ =	0.2326	+ =	0.5752	+ =	0.1596
Comb Percent:	^ =	0.2711	^ =	0.9361	^ =	0.3272	^ =	0.0562	^ =	0.6183	^ =	0.2151	^ =	0.5017	^ =	0.1094

Voyage GI Percentage Summary Graph

Veendam
 Post Date: 2009-0603
 Post Time: 10:26

Print Date: 2009-0610
 Print Time: 19:23
 Page: 31

Percentages




Voyage Dates: 2008-0316, 2008-0330, 2008-0406, 2008-0413, 2008-0502, 2008-0509, 2008-0516, 2008-0523, 2008-0530

Crew Percent:	* =	0.1792	* =	0.1704	* =	0.0000	* =	0.0000	* =	0.0000	* =	0.0000	* =	0.0000	* =	0.0000	* =	0.0000
Pass Percent:	+ =	0.2377	+ =	0.5822	+ =	0.4680	+ =	0.7323	+ =	0.0808	+ =	0.0000	+ =	0.0000	+ =	0.0000	+ =	0.0000
Comb Percent:	^ =	0.2198	^ =	0.4589	^ =	0.3197	^ =	0.4975	^ =	0.0553	^ =	0.0000	^ =	0.0000	^ =	0.0000	^ =	0.0000

Voyage GI Percentage Summary Graph

Percentages

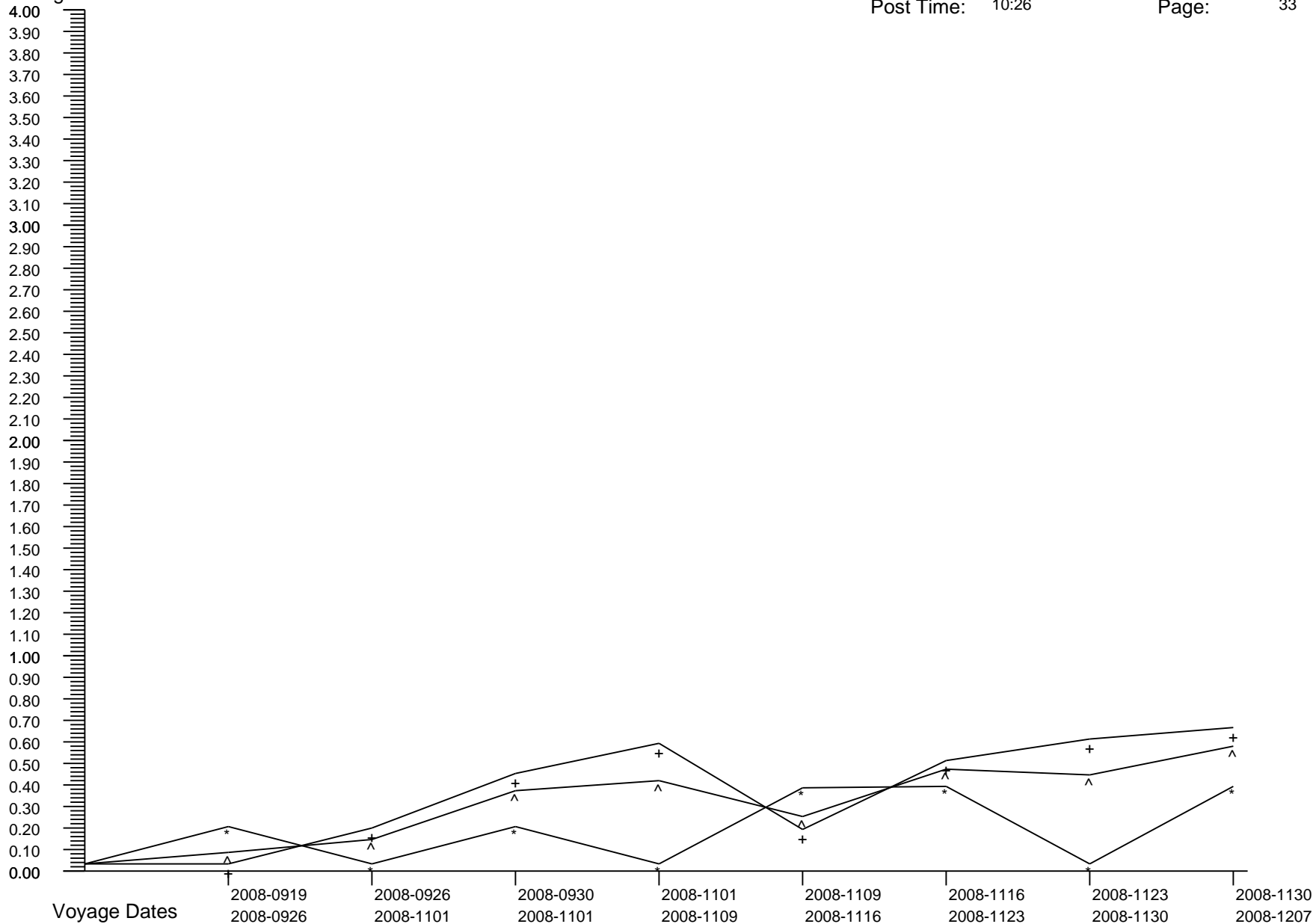


Voyage Dates: 2008-0613, 2008-0620, 2008-0627, 2008-0711, 2008-0725, 2008-0808, 2008-0822, 2008-0905
 2008-0620, 2008-0627, 2008-0704, 2008-0718, 2008-0801, 2008-0815, 2008-0829, 2008-0912

Crew Percent:	* =	2.1583	* =	0.7018	* =	0.0000	* =	0.0000	* =	0.0000	* =	0.0000	* =	0.0000	* =	0.0000	* =	0.0000
Pass Percent:	+ =	8.5301	+ =	2.1160	+ =	0.1515	+ =	0.0000	+ =	0.0000	+ =	0.0000	+ =	0.0000	+ =	0.1582	+ =	0.0000
Comb Percent:	^ =	6.6346	^ =	1.6793	^ =	0.1059	^ =	0.0000	^ =	0.0000	^ =	0.0000	^ =	0.0000	^ =	0.1090	^ =	0.0000

Voyage GI Percentage Summary Graph

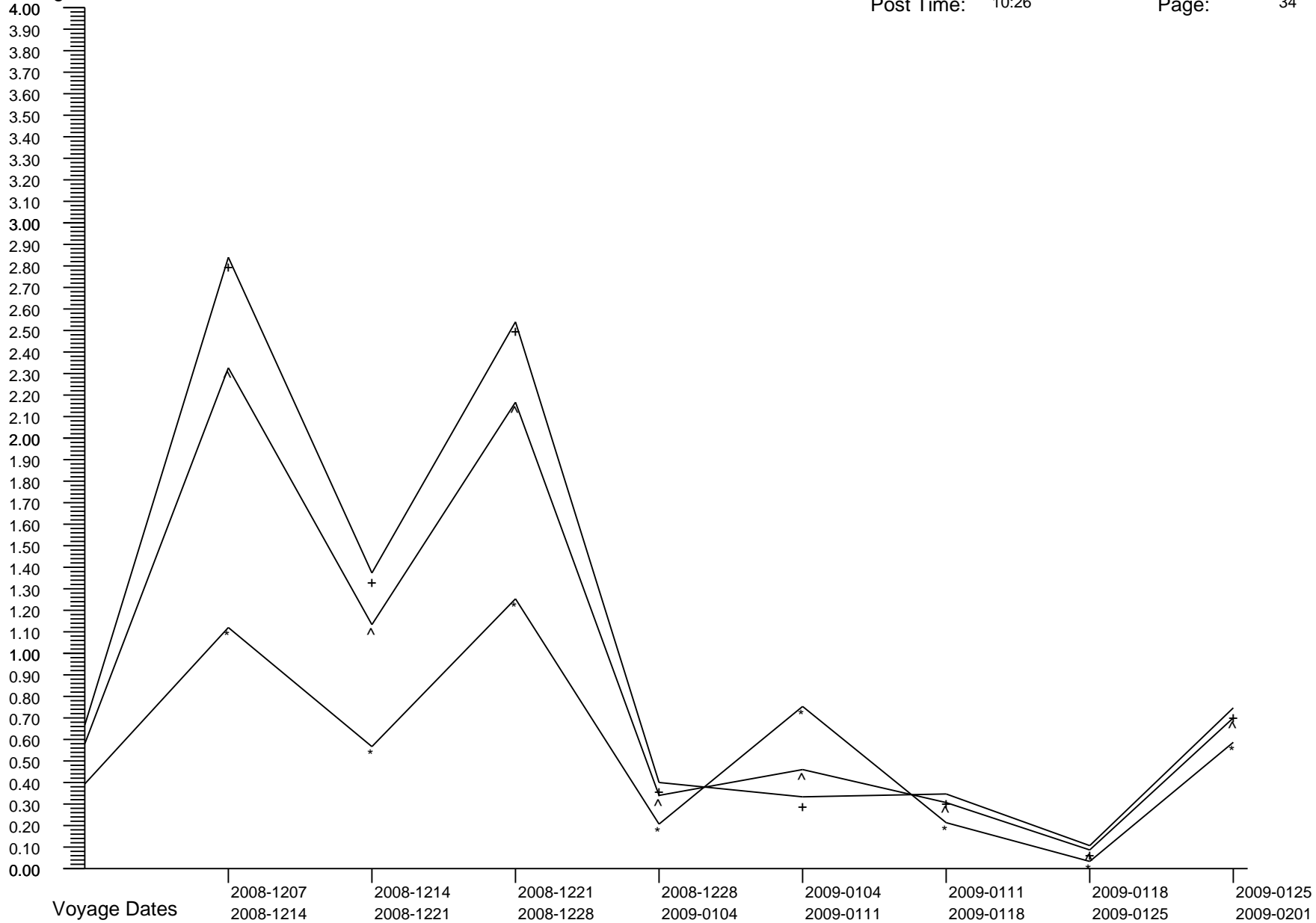
Percentages



Crew Percent:	* =	0.1754	* =	0.0000	* =	0.1761	* =	0.0000	* =	0.3540	* =	0.3571	* =	0.0000	* =	0.3597
Pass Percent:	+ =	0.0000	+ =	0.1660	+ =	0.4191	+ =	0.5618	+ =	0.1595	+ =	0.4777	+ =	0.5822	+ =	0.6304
Comb Percent:	^ =	0.0534	^ =	0.1128	^ =	0.3407	^ =	0.3861	^ =	0.2199	^ =	0.4405	^ =	0.4137	^ =	0.5479

Voyage GI Percentage Summary Graph

Percentages



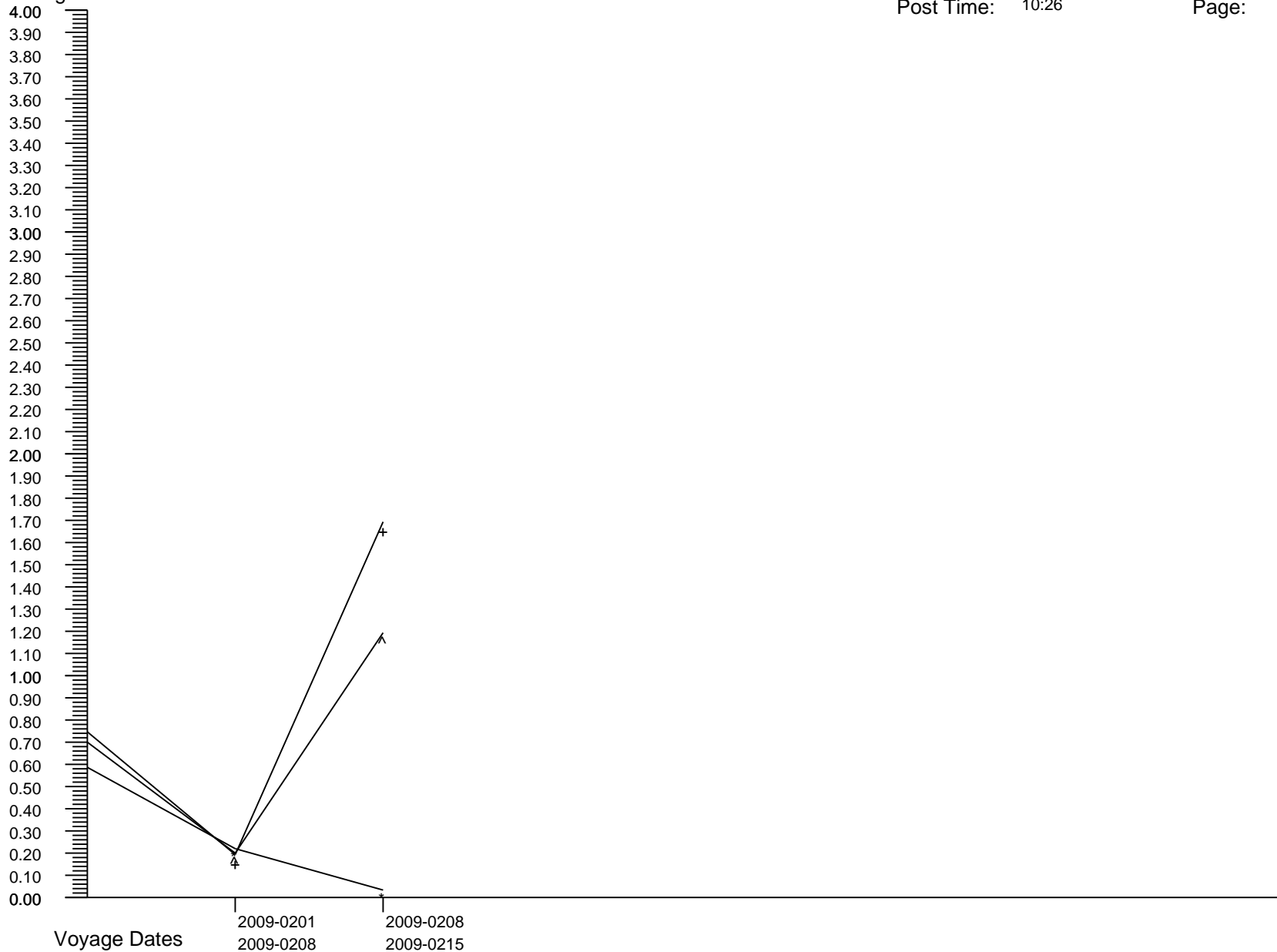
Crew Percent:	* =	1.0889	* =	0.5310	* =	1.2195	* =	0.1745	* =	0.7220	* =	0.1818	* =	0.0000	* =	0.5566
Pass Percent:	+ =	2.8081	+ =	1.3433	+ =	2.5090	+ =	0.3639	+ =	0.3003	+ =	0.3137	+ =	0.0764	+ =	0.7143
Comb Percent:	^ =	2.2913	^ =	1.1024	^ =	2.1331	^ =	0.3082	^ =	0.4242	^ =	0.2740	^ =	0.0540	^ =	0.6670

Voyage GI Percentage Summary Graph

Veendam
Post Date: 2009-0603
Post Time: 10:26

Print Date: 2009-0610
Print Time: 19:23
Page: 35

Percentages



Crew Percent:	* =	0.1842	* =	0.0000
Pass Percent:	+ =	0.1582	+ =	1.6627
Comb Percent:	^ =	0.1660	^ =	1.1570